



2009-2010 GMT Quarterly Report for District (or Undistricted) **District 306 A1**

GMT: Adv K G RAMA KRISHNA MUR

Location: REP OF SRI LANKA

GMT CA: 6

CLUBS

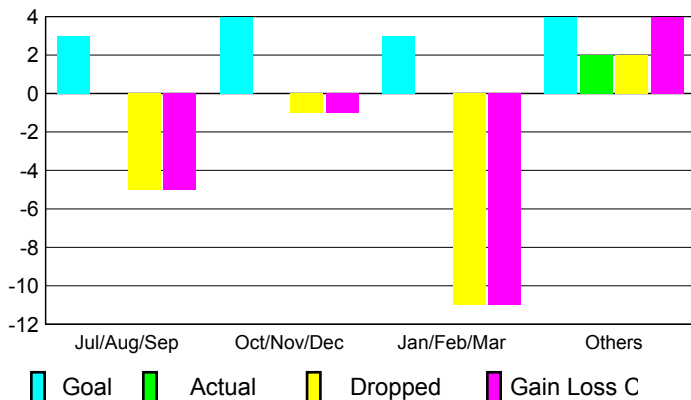
Club Results
2009-2010

Clubs
2008-2009

Month	New Club Goal	Actual New Clubs	Actual Dropped Clubs	Gain/Loss of Clubs	Gain/Loss of Clubs
Jul/Aug/Sep	3	0	-5	-5	0
Oct/Nov/Dec	4	0	-1	-1	0
Jan/Feb/Mar	3	0	-11	-11	0
Apr/May/June	4	2	2	4	9
Totals	14	2	-15	-13	9

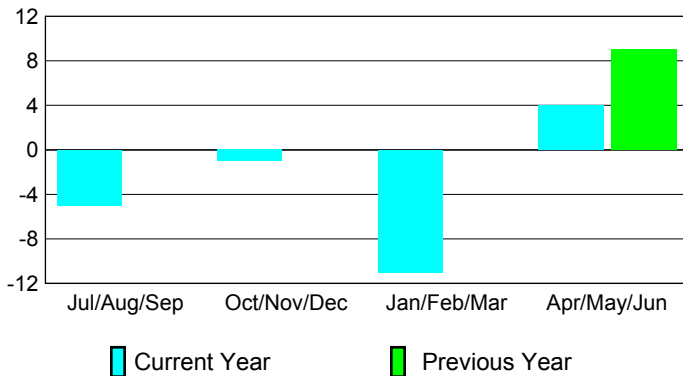
Club Results 2009-2010

Goal, New, Dropped, Gain/Loss



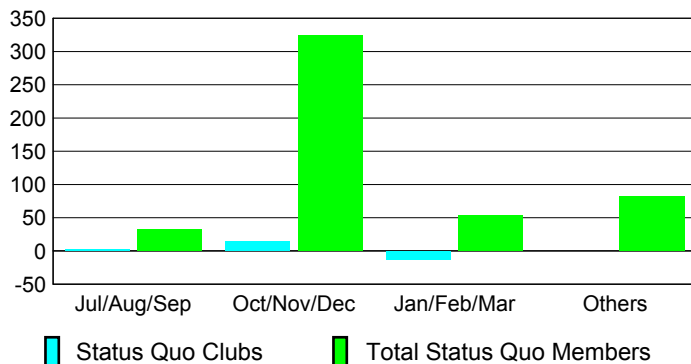
Comparison of Club Gain/Loss

Current Year Compared to the Previous Year



YTD Status Quo Clubs 2009-2010

Status Quo Clubs Compared to Status Quo Members



MEMBERSHIP

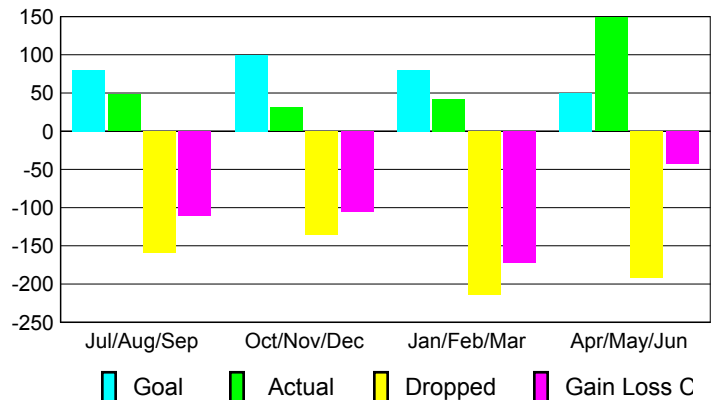
Membership Results
2009-2010

Membership
2008-2009

Month	Net Memb Goal	Actual New Memb	Actual Dropped Memb	Gain/Loss of Memb	Gain/Loss of Memb
Jul/Aug/Sep	80	48	-159	-111	16
Oct/Nov/Dec	100	31	-136	-105	-57
Jan/Feb/Mar	80	42	-214	-172	59
Apr/May/June	50	149	-192	-43	130
Totals	310	270	-701	-431	148

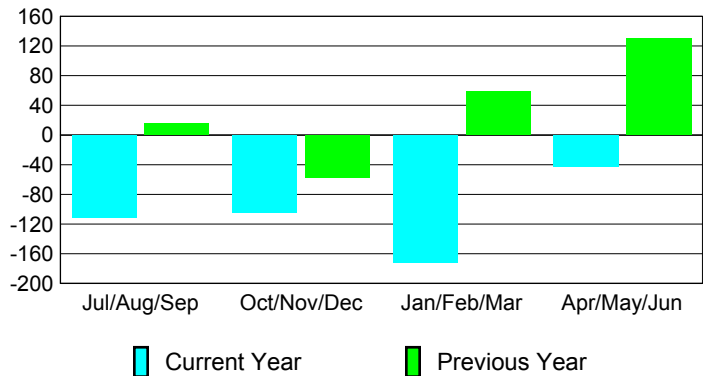
Membership Results 2009-2010

Goal, New, Dropped, Gain/Loss

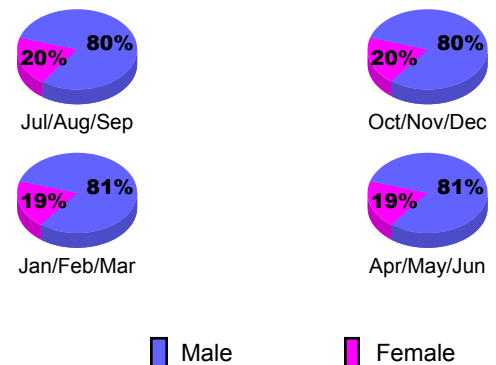


Comparison of Membership Gain/Loss

Current Year Compared to the Previous Year



Gender Comparison 2009-2010





2009-2010 GMT Quarterly Report for District (or Undistricted) **District 306 A2**

GMT: **Adv K G RAMA KRISHNA MUR**

Location: **REP OF SRI LANKA**

GMT CA: **6**

CLUBS

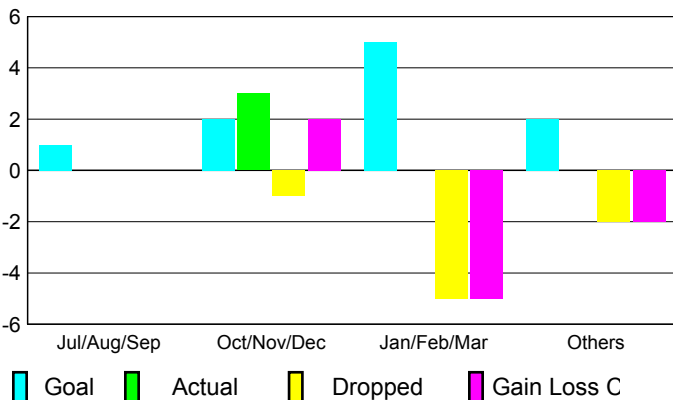
Club Results
2009-2010

Clubs
2008-2009

Month	New Club Goal	Actual New Clubs	Actual Dropped Clubs	Gain/Loss of Clubs	Gain/Loss of Clubs
Jul/Aug/Sep	1	0	0	0	0
Oct/Nov/Dec	2	3	-1	2	1
Jan/Feb/Mar	5	0	-5	-5	0
Apr/May/June	2	0	-2	-2	6
Totals	10	3	-8	-5	7

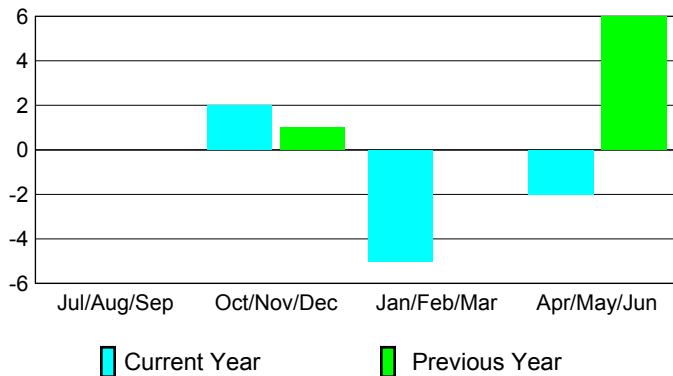
Club Results 2009-2010

Goal, New, Dropped, Gain/Loss



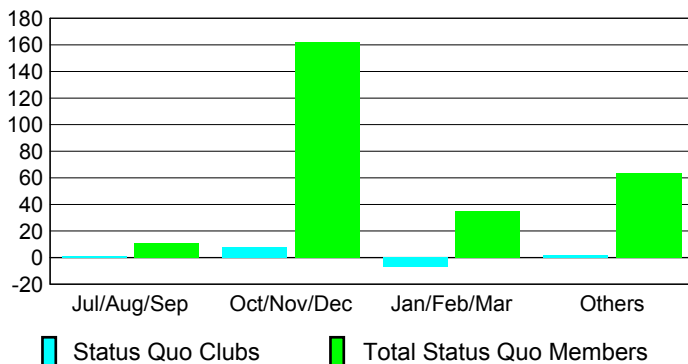
Comparison of Club Gain/Loss

Current Year Compared to the Previous Year



YTD Status Quo Clubs 2009-2010

Status Quo Clubs Compared to Status Quo Members



MEMBERSHIP

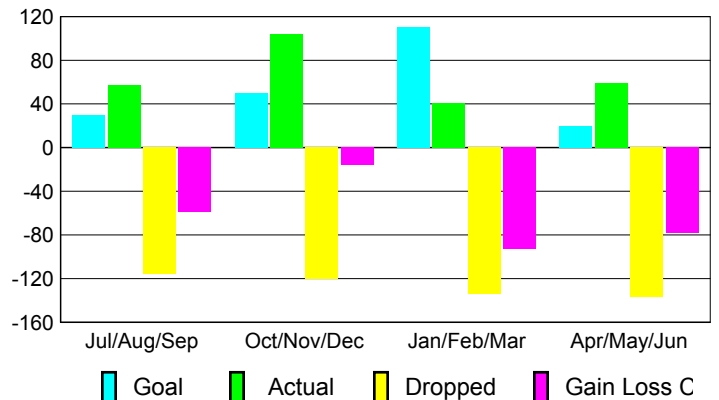
Membership Results
2009-2010

Membership
2008-2009

Month	Net Memb Goal	Actual New Memb	Actual Dropped Memb	Gain/Loss of Memb	Gain/Loss of Memb
Jul/Aug/Sep	30	57	-116	-59	-25
Oct/Nov/Dec	50	104	-120	-16	81
Jan/Feb/Mar	110	41	-134	-93	98
Apr/May/June	20	59	-137	-78	103
Totals	210	261	-507	-246	257

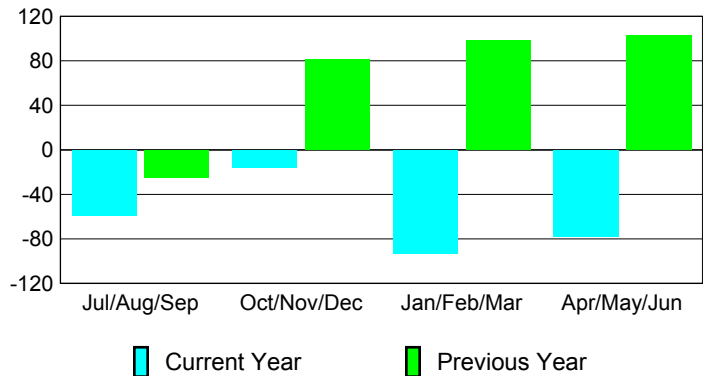
Membership Results 2009-2010

Goal, New, Dropped, Gain/Loss

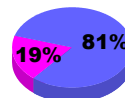


Comparison of Membership Gain/Loss

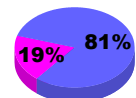
Current Year Compared to the Previous Year



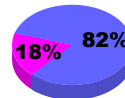
Gender Comparison 2009-2010



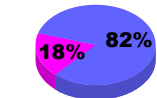
Jul/Aug/Sep



Oct/Nov/Dec



Jan/Feb/Mar



Apr/May/June

Male

Female



2009-2010 GMT Quarterly Report for District (or Undistricted) **District 306 B1**

GMT: Adv K G RAMA KRISHNA MUR

Location: REP OF SRI LANKA

GMT CA: 6

CLUBS

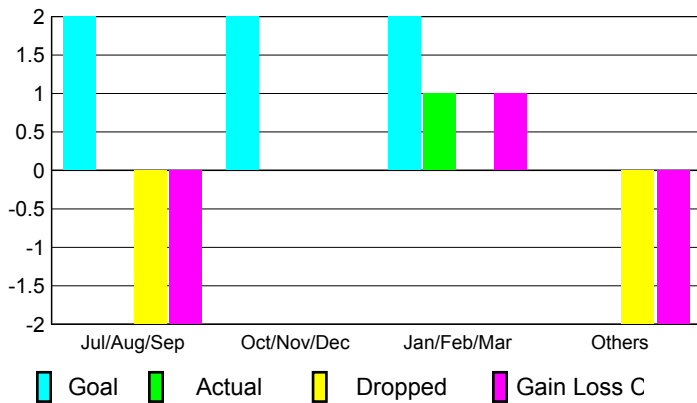
Club Results
2009-2010

Clubs
2008-2009

Month	New Club Goal	Actual New Clubs	Actual Dropped Clubs	Gain/Loss of Clubs	Gain/Loss of Clubs
Jul/Aug/Sep	2	0	-2	-2	0
Oct/Nov/Dec	2	0	0	0	1
Jan/Feb/Mar	2	1	0	1	1
Apr/May/June	0	0	-2	-2	5
Totals	6	1	-4	-3	7

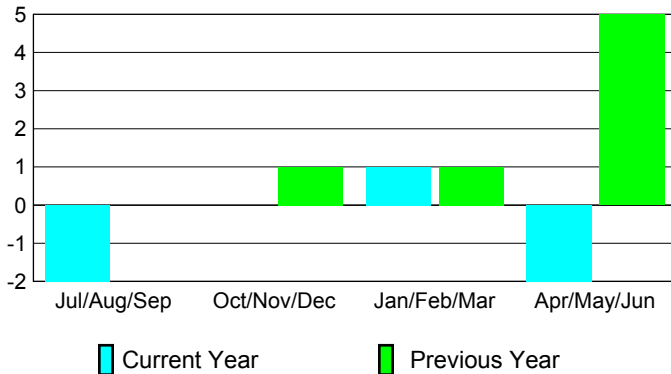
Club Results 2009-2010

Goal, New, Dropped, Gain/Loss



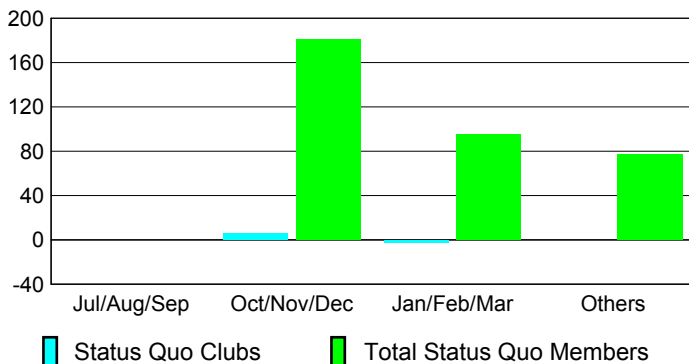
Comparison of Club Gain/Loss

Current Year Compared to the Previous Year



YTD Status Quo Clubs 2009-2010

Status Quo Clubs Compared to Status Quo Members



MEMBERSHIP

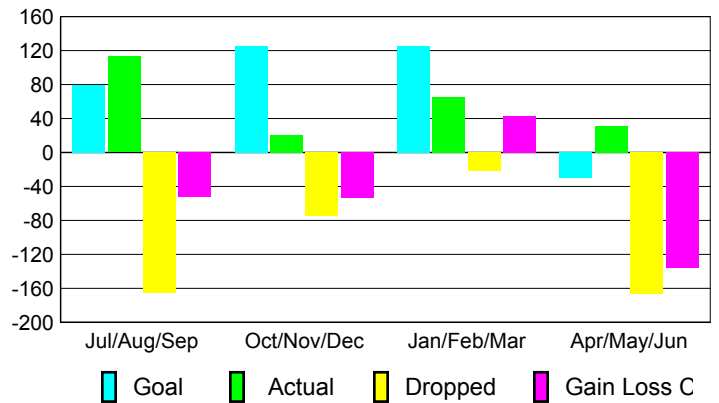
Membership Results
2009-2010

Membership
2008-2009

Month	Net Memb Goal	Actual New Memb	Actual Dropped Memb	Gain/Loss of Memb	Gain/Loss of Memb
Jul/Aug/Sep	80	113	-166	-53	26
Oct/Nov/Dec	125	21	-75	-54	-15
Jan/Feb/Mar	125	65	-22	43	37
Apr/May/June	-30	31	-167	-136	27
Totals	300	230	-430	-200	75

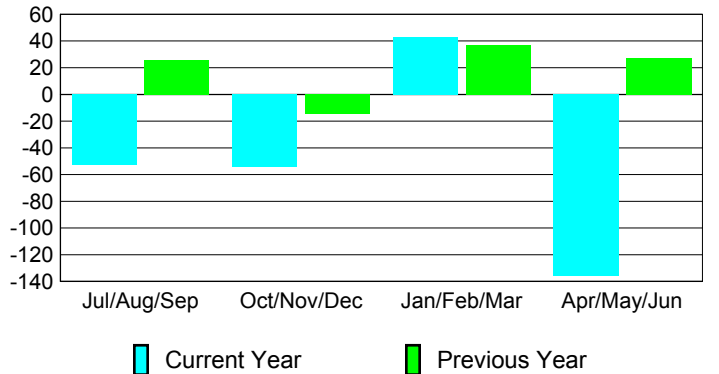
Membership Results 2009-2010

Goal, New, Dropped, Gain/Loss

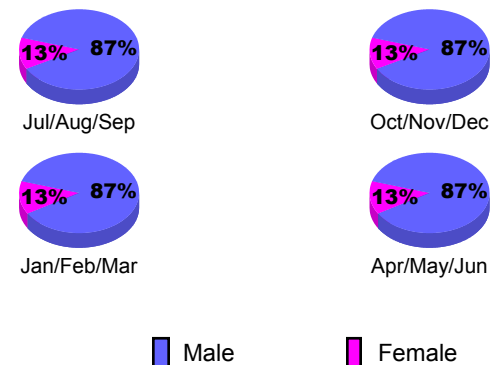


Comparison of Membership Gain/Loss

Current Year Compared to the Previous Year



Gender Comparison 2009-2010





2009-2010 GMT Quarterly Report for District (or Undistricted) **District 306 B2 REP**

GMT: **Adv K G RAMA KRISHNA MUR**

Location: **REP OF SRI LANKA**

GMT CA: **6**

CLUBS

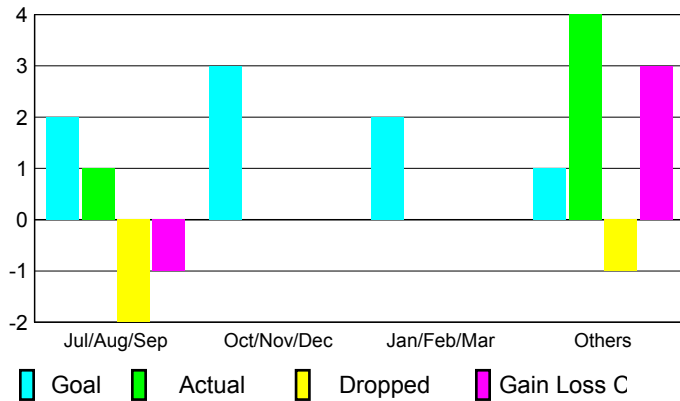
**Club Results
2009-2010**

**Clubs
2008-2009**

Month	New Club Goal	Actual New Clubs	Actual Dropped Clubs	Gain/Loss of Clubs	Gain/Loss of Clubs
Jul/Aug/Sep	2	1	-2	-1	0
Oct/Nov/Dec	3	0	0	0	6
Jan/Feb/Mar	2	0	0	0	0
Apr/May/June	1	4	-1	3	4
Totals	8	5	-3	2	10

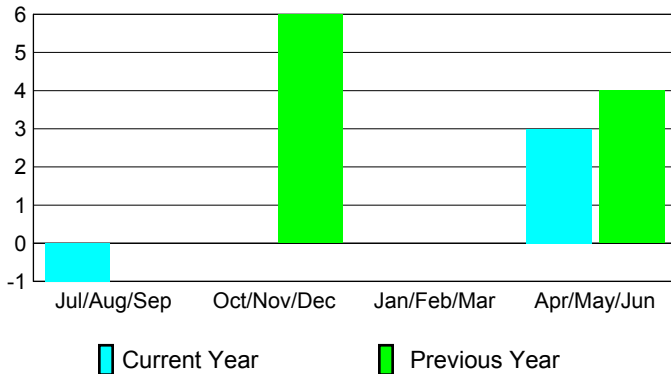
Club Results 2009-2010

Goal, New, Dropped, Gain/Loss



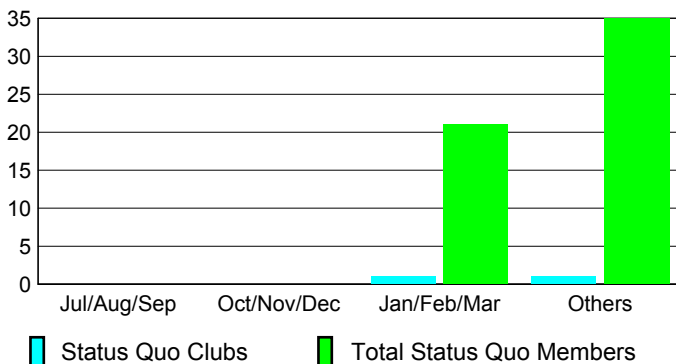
Comparison of Club Gain/Loss

Current Year Compared to the Previous Year



YTD Status Quo Clubs 2009-2010

Status Quo Clubs Compared to Status Quo Members



MEMBERSHIP

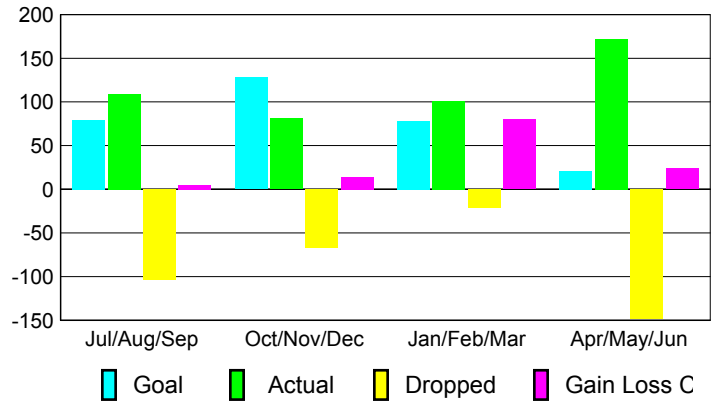
**Membership Results
2009-2010**

**Membership
2008-2009**

Month	Net Memb Goal	Actual New Memb	Actual Dropped Memb	Gain/Loss of Memb	Gain/Loss of Memb
Jul/Aug/Sep	79	109	-104	5	13
Oct/Nov/Dec	128	81	-67	14	156
Jan/Feb/Mar	78	101	-21	80	71
Apr/May/June	21	172	-148	24	-47
Totals	306	463	-340	123	193

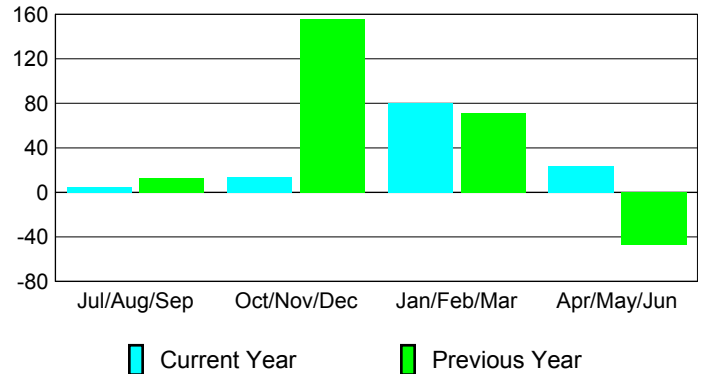
Membership Results 2009-2010

Goal, New, Dropped, Gain/Loss

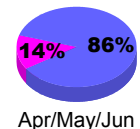
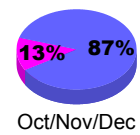
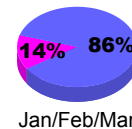
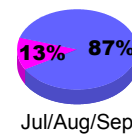


Comparison of Membership Gain/Loss

Current Year Compared to the Previous Year



Gender Comparison 2009-2010



Male

Female



2009-2010 GMT Quarterly Report for District (or Undistricted) **District 306 B2**

GMT: **Adv K G RAMA KRISHNA MUR**

Location: **MALDIVES**

GMT CA: **6**

CLUBS

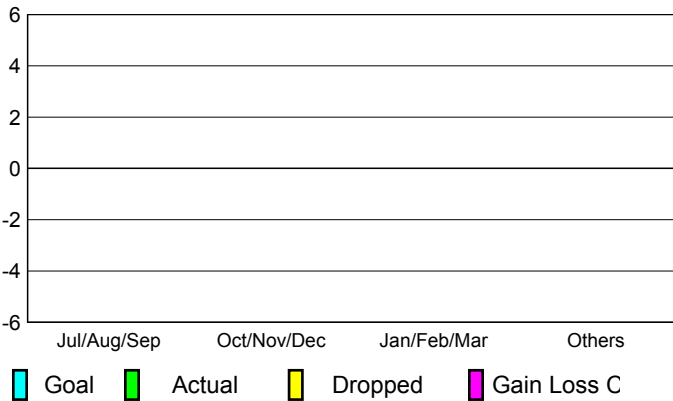
**Club Results
2009-2010**

**Clubs
2008-2009**

Month	New Club Goal	Actual New Clubs	Actual Dropped Clubs	Gain/Loss of Clubs	Gain/Loss of Clubs
Jul/Aug/Sep	0	0	0	0	
Oct/Nov/Dec	0	0	0	0	
Jan/Feb/Mar	0	0	0	0	
Apr/May/Jun	0	0	0	0	1
Totals	0	0	0	0	1

Club Results 2009-2010

Goal, New, Dropped, Gain/Loss



MEMBERSHIP

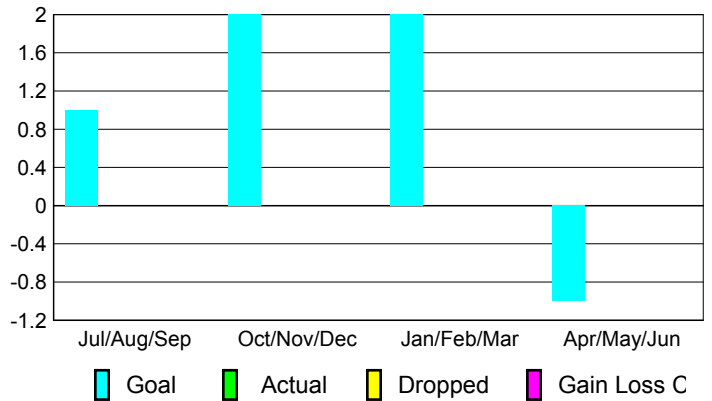
**Membership Results
2009-2010**

**Membership
2008-2009**

Month	Net Memb Goal	Actual New Memb	Actual Dropped Memb	Gain/Loss of Memb	Gain/Loss of Memb
Jul/Aug/Sep	1	0	0	0	
Oct/Nov/Dec	2	0	0	0	
Jan/Feb/Mar	2	0	0	0	
Apr/May/Jun	-1	0	0	0	20
Totals	4	0	0	0	20


Membership Results 2009-2010

Goal, New, Dropped, Gain/Loss




Comparison of Club Gain/Loss

Current Year Compared to the Previous Year



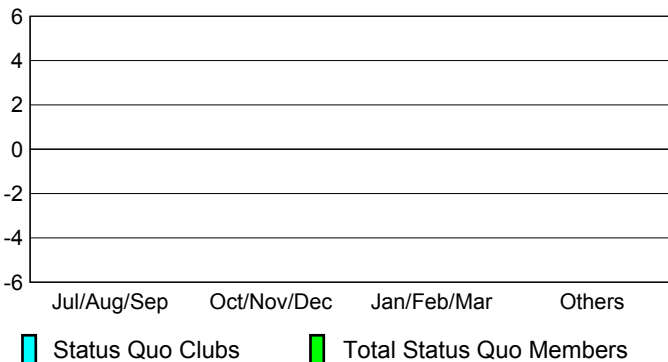
Comparison of Membership Gain/Loss

Current Year Compared to the Previous Year

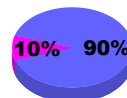


YTD Status Quo Clubs 2009-2010

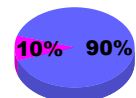
Status Quo Clubs Compared to Status Quo Members



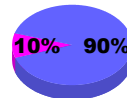
Gender Comparison 2009-2010



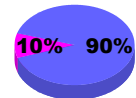
Jul/Aug/Sep



Oct/Nov/Dec



Jan/Feb/Mar



Apr/May/Jun

Male

Female



2009-2010 GMT Quarterly Report for District (or Undistricted) **District 306 C1**

GMT: **Adv K G RAMA KRISHNA MUR**

Location: **REP OF SRI LANKA**

GMT CA: **6**

CLUBS

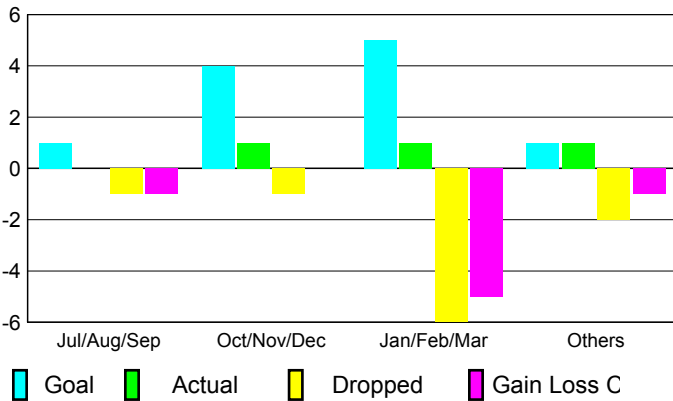
Club Results 2009-2010

Clubs 2008-2009

Month	New Club Goal	Actual New Clubs	Actual Dropped Clubs	Gain/Loss of Clubs	Gain/Loss of Clubs
Jul/Aug/Sep	1	0	-1	-1	0
Oct/Nov/Dec	4	1	-1	0	1
Jan/Feb/Mar	5	1	-6	-5	1
Apr/May/Jun	1	1	-2	-1	1
Totals	11	3	-10	-7	3

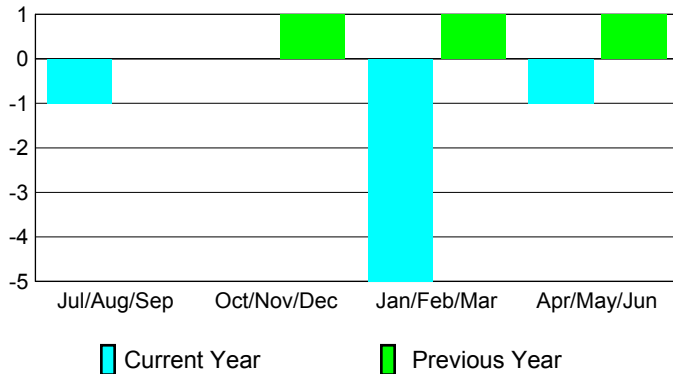
Club Results 2009-2010

Goal, New, Dropped, Gain/Loss



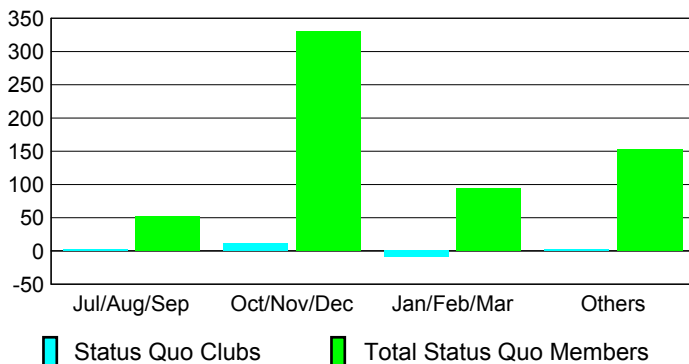
Comparison of Club Gain/Loss

Current Year Compared to the Previous Year



YTD Status Quo Clubs 2009-2010

Status Quo Clubs Compared to Status Quo Members



MEMBERSHIP

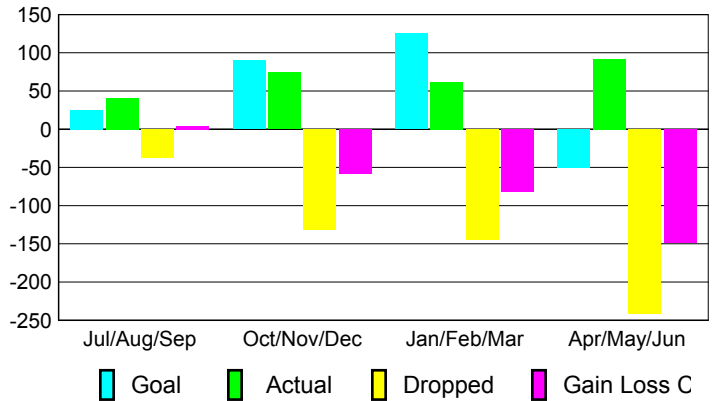
Membership Results 2009-2010

Membership 2008-2009

Month	Net Memb Goal	Actual New Memb	Actual Dropped Memb	Gain/Loss of Memb	Gain/Loss of Memb
Jul/Aug/Sep	25	41	-37	4	-45
Oct/Nov/Dec	90	74	-132	-58	20
Jan/Feb/Mar	125	62	-144	-82	49
Apr/May/Jun	-50	92	-241	-149	-79
Totals	190	269	-554	-285	-55

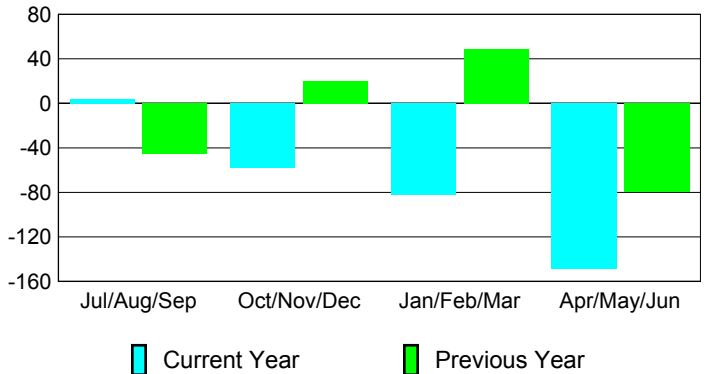
Membership Results 2009-2010

Goal, New, Dropped, Gain/Loss

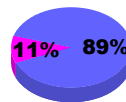


Comparison of Membership Gain/Loss

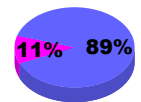
Current Year Compared to the Previous Year



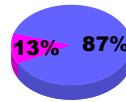
Gender Comparison 2009-2010



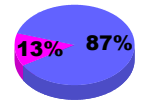
Jul/Aug/Sep



Oct/Nov/Dec



Jan/Feb/Mar



Apr/May/Jun

Male

Female



2009-2010 GMT Quarterly Report for District (or Undistricted) **District 306 C2**

GMT: Adv K G RAMA KRISHNA MUR

Location: REP OF SRI LANKA

GMT CA: 6

CLUBS

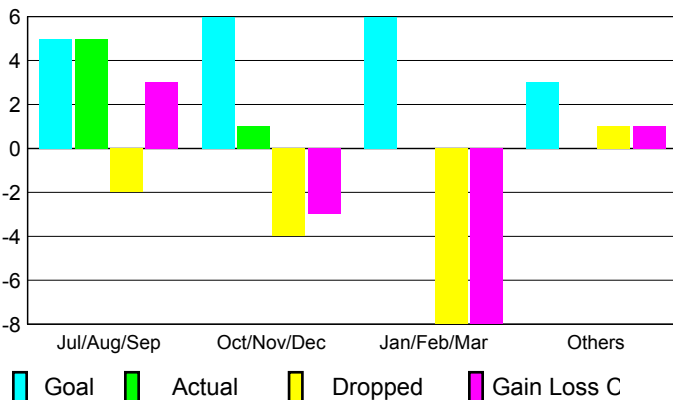
Club Results 2009-2010

Clubs 2008-2009

Month	New Club Goal	Actual New Clubs	Actual Dropped Clubs	Gain/Loss of Clubs	Gain/Loss of Clubs
Jul/Aug/Sep	5	5	-2	3	0
Oct/Nov/Dec	6	1	-4	-3	1
Jan/Feb/Mar	6	0	-8	-8	-1
Apr/May/June	3	0	1	1	6
Totals	20	6	-13	-7	6

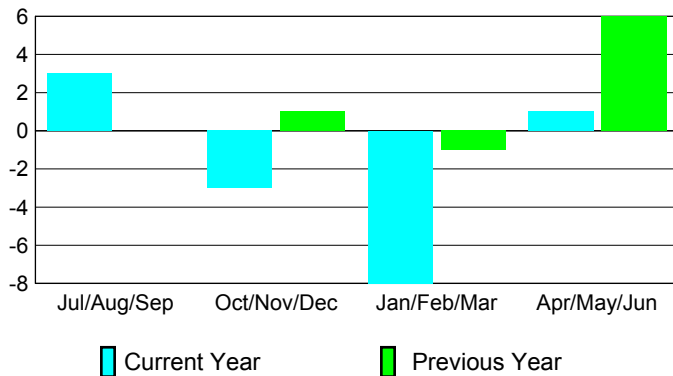
Club Results 2009-2010

Goal, New, Dropped, Gain/Loss



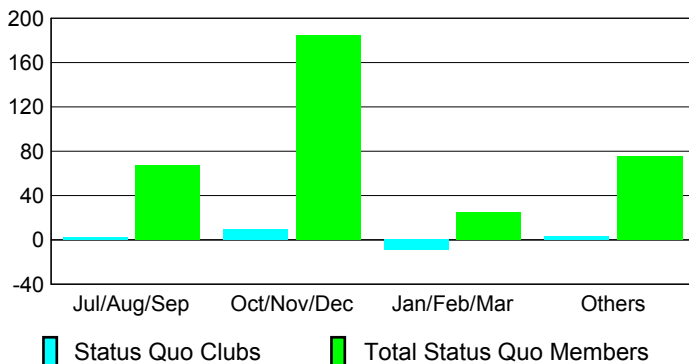
Comparison of Club Gain/Loss

Current Year Compared to the Previous Year



YTD Status Quo Clubs 2009-2010

Status Quo Clubs Compared to Status Quo Members



MEMBERSHIP

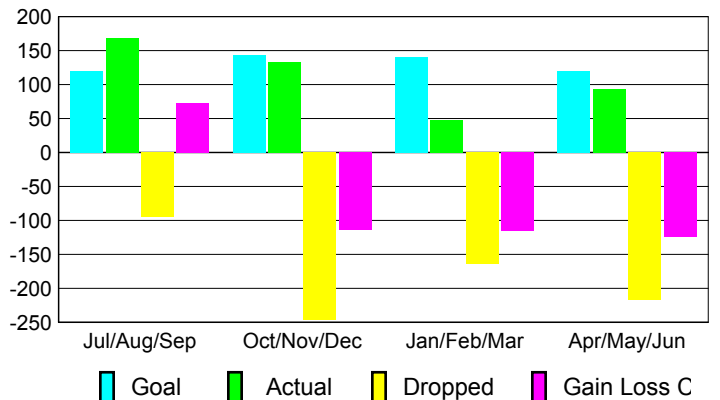
Membership Results 2009-2010

Membership 2008-2009

Month	Net Memb Goal	Actual New Memb	Actual Dropped Memb	Gain/Loss of Memb	Gain/Loss of Memb
Jul/Aug/Sep	120	168	-95	73	-66
Oct/Nov/Dec	143	133	-247	-114	-99
Jan/Feb/Mar	140	48	-164	-116	12
Apr/May/June	120	94	-218	-124	-136
Totals	523	443	-724	-281	-289

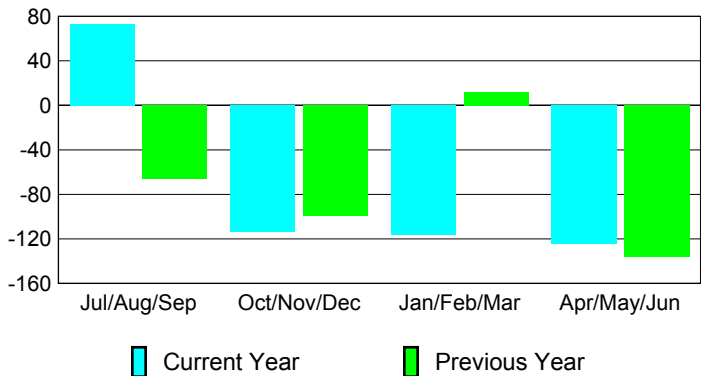
Membership Results 2009-2010

Goal, New, Dropped, Gain/Loss

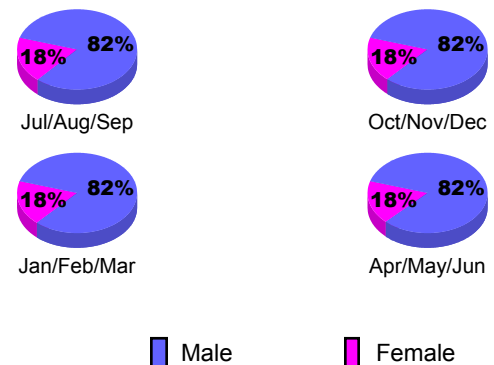


Comparison of Membership Gain/Loss

Current Year Compared to the Previous Year



Gender Comparison 2009-2010





2009-2010 GMT Quarterly Report for District (or Undistricted) **District 324A1 INDIA**

GMT: **Adv K G RAMA KRISHNA MUR**

Location: **INDIA**

GMT CA: **6**

CLUBS

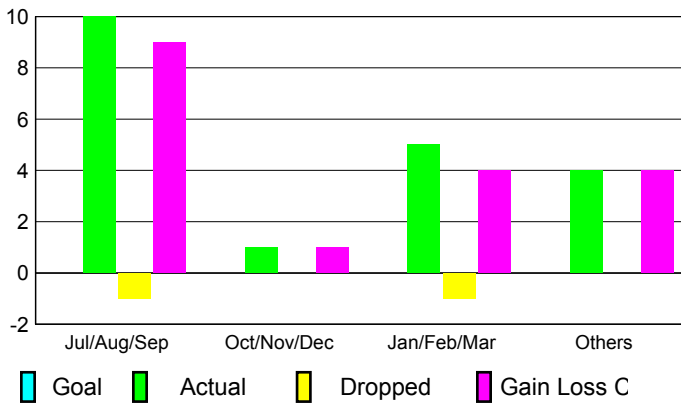
Club Results
2009-2010

Clubs
2008-2009

Month	New Club Goal	Actual New Clubs	Actual Dropped Clubs	Gain/Loss of Clubs	Gain/Loss of Clubs
Jul/Aug/Sep		10	-1	9	0
Oct/Nov/Dec		1	0	1	2
Jan/Feb/Mar		5	-1	4	25
Apr/May/June		4	0	4	1
Totals		20	-2	18	28

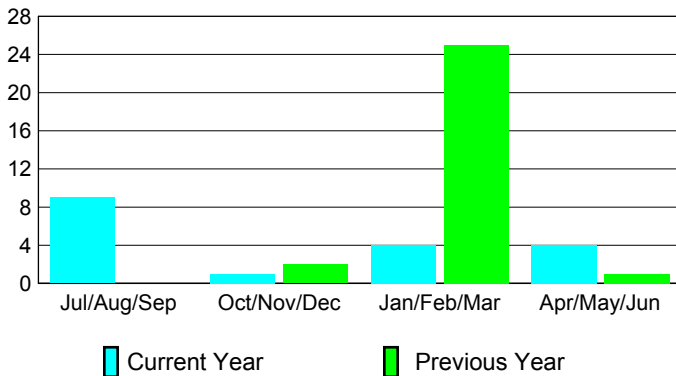
Club Results 2009-2010

Goal, New, Dropped, Gain/Loss



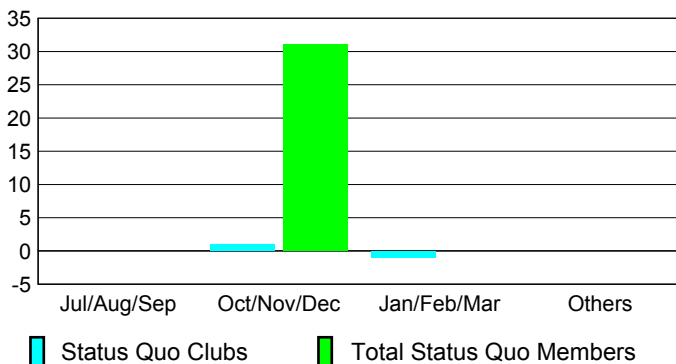
Comparison of Club Gain/Loss

Current Year Compared to the Previous Year



YTD Status Quo Clubs 2009-2010

Status Quo Clubs Compared to Status Quo Members



MEMBERSHIP

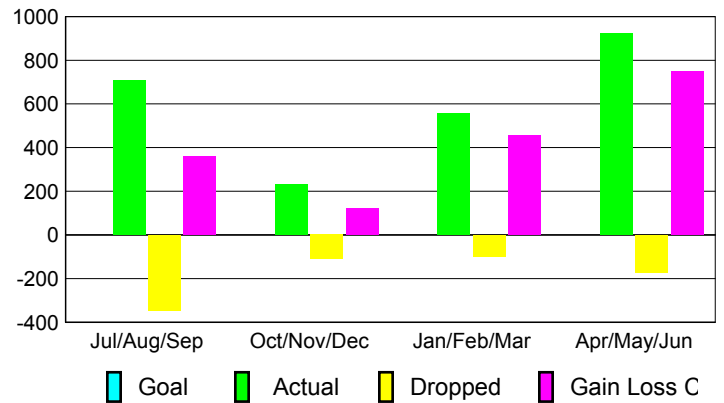
Membership Results
2009-2010

Membership
2008-2009

Month	Net Memb Goal	Actual New Memb	Actual Dropped Memb	Gain/Loss of Memb	Gain/Loss of Memb
Jul/Aug/Sep		706	-345	361	58
Oct/Nov/Dec		233	-110	123	84
Jan/Feb/Mar		554	-99	455	522
Apr/May/June		922	-174	748	-87
Totals		2415	-728	1687	577

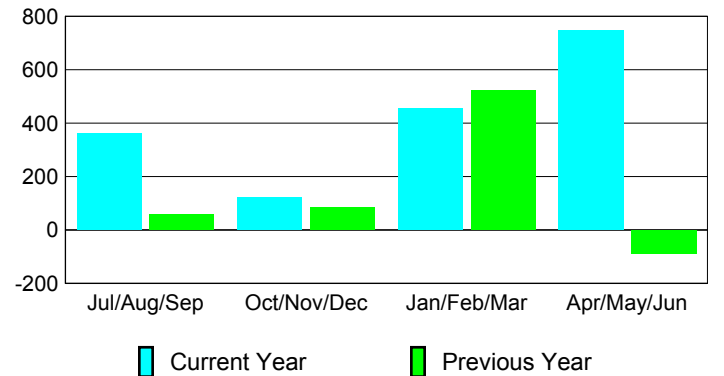
Membership Results 2009-2010

Goal, New, Dropped, Gain/Loss

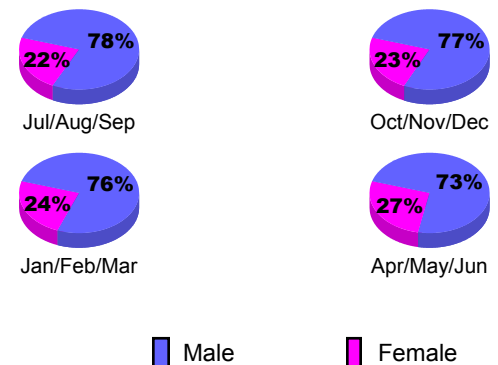


Comparison of Membership Gain/Loss

Current Year Compared to the Previous Year



Gender Comparison 2009-2010





2009-2010 GMT Quarterly Report for District (or Undistricted) **District 324A2 INDIA**

GMT: **Adv K G RAMA KRISHNA MUR**

Location: **INDIA**

GMT CA: **6**

CLUBS

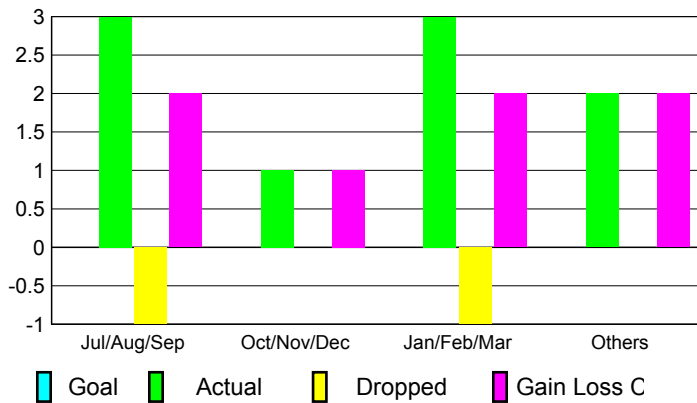
Club Results
2009-2010

Clubs
2008-2009

Month	New Club Goal	Actual New Clubs	Actual Dropped Clubs	Gain/Loss of Clubs	Gain/Loss of Clubs
Jul/Aug/Sep		3	-1	2	1
Oct/Nov/Dec		1	0	1	1
Jan/Feb/Mar		3	-1	2	1
Apr/May/June		2	0	2	0
Totals		9	-2	7	3

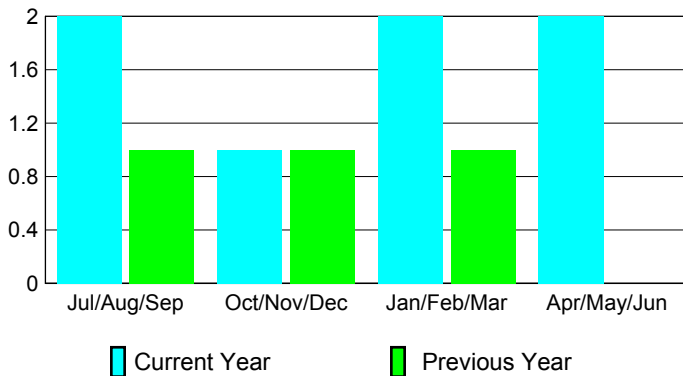
Club Results 2009-2010

Goal, New, Dropped, Gain/Loss



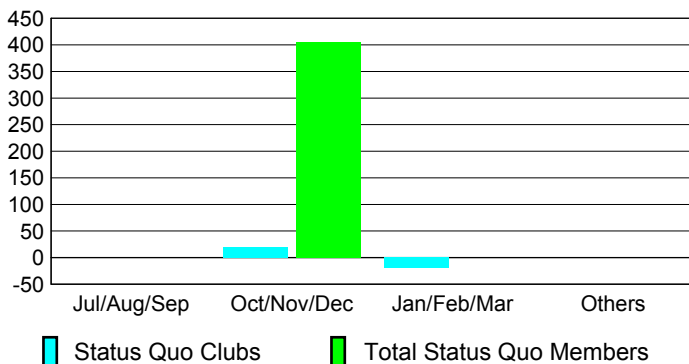
Comparison of Club Gain/Loss

Current Year Compared to the Previous Year



YTD Status Quo Clubs 2009-2010

Status Quo Clubs Compared to Status Quo Members



MEMBERSHIP

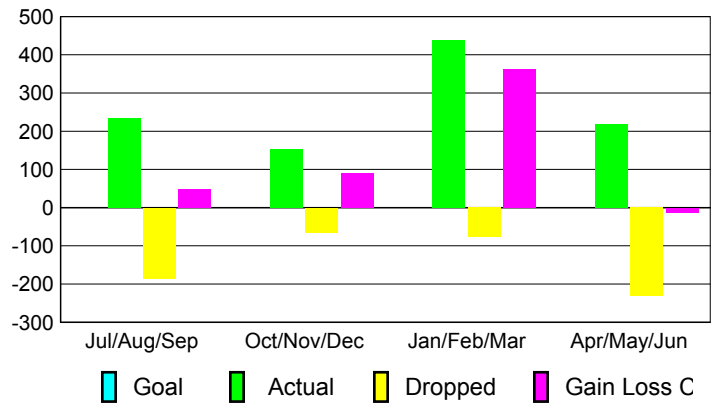
Membership Results
2009-2010

Membership
2008-2009

Month	Net Memb Goal	Actual New Memb	Actual Dropped Memb	Gain/Loss of Memb	Gain/Loss of Memb
Jul/Aug/Sep		234	-186	48	-45
Oct/Nov/Dec		154	-65	89	107
Jan/Feb/Mar		439	-77	362	244
Apr/May/June		218	-231	-13	-105
Totals		1045	-559	486	201

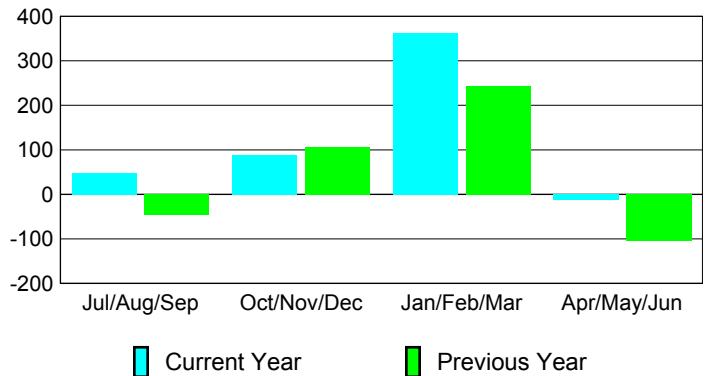
Membership Results 2009-2010

Goal, New, Dropped, Gain/Loss

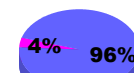


Comparison of Membership Gain/Loss

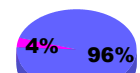
Current Year Compared to the Previous Year



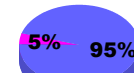
Gender Comparison 2009-2010



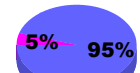
Jul/Aug/Sep



Oct/Nov/Dec



Jan/Feb/Mar



Apr/May/June

Male

Female



2009-2010 GMT Quarterly Report for District (or Undistricted) **District 324A3 INDIA**

GMT: **Adv K G RAMA KRISHNA MUR**

Location: **INDIA**

GMT CA: **6**

CLUBS

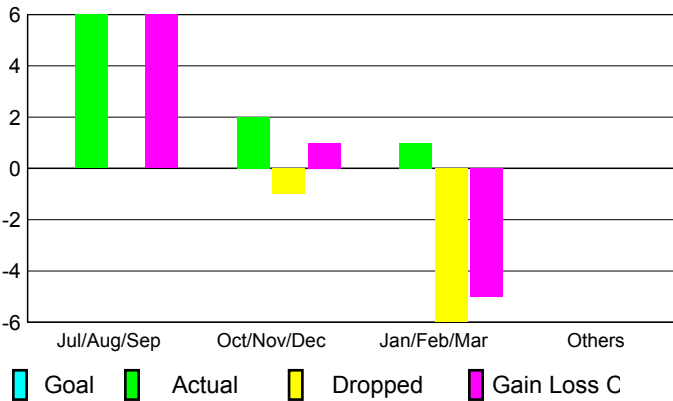
Club Results
2009-2010

Clubs
2008-2009

Month	New Club Goal	Actual New Clubs	Actual Dropped Clubs	Gain/Loss of Clubs	Gain/Loss of Clubs
Jul/Aug/Sep		6	0	6	4
Oct/Nov/Dec		2	-1	1	1
Jan/Feb/Mar		1	-6	-5	0
Apr/May/June		0	0	0	3
Totals		9	-7	2	8

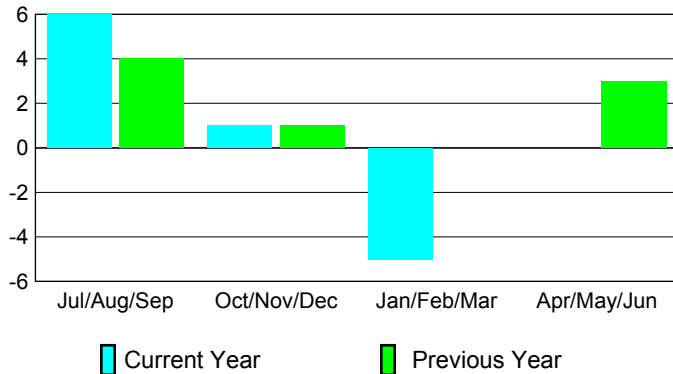
Club Results 2009-2010

Goal, New, Dropped, Gain/Loss



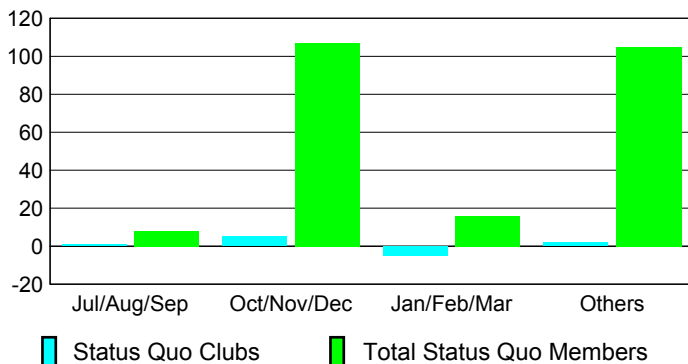
Comparison of Club Gain/Loss

Current Year Compared to the Previous Year



YTD Status Quo Clubs 2009-2010

Status Quo Clubs Compared to Status Quo Members



MEMBERSHIP

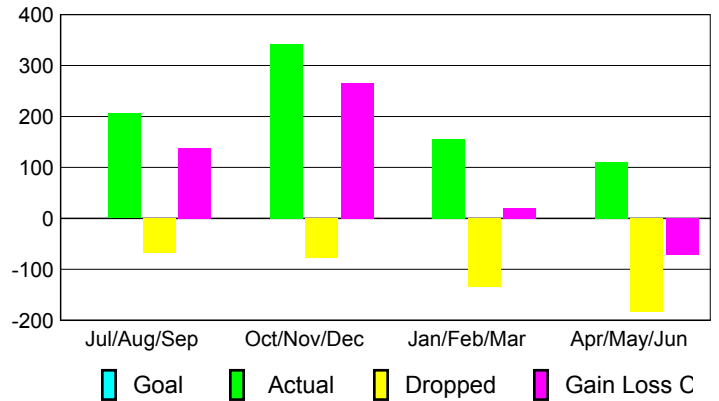
Membership Results
2009-2010

Membership
2008-2009

Month	Net Memb Goal	Actual New Memb	Actual Dropped Memb	Gain/Loss of Memb	Gain/Loss of Memb
Jul/Aug/Sep		206	-68	138	123
Oct/Nov/Dec		343	-77	266	27
Jan/Feb/Mar		156	-135	21	135
Apr/May/June		111	-183	-72	-61
Totals		816	-463	353	224

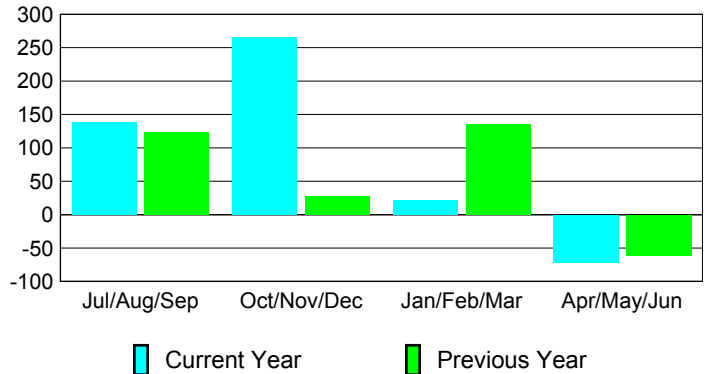
Membership Results 2009-2010

Goal, New, Dropped, Gain/Loss

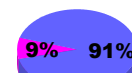


Comparison of Membership Gain/Loss

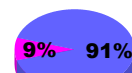
Current Year Compared to the Previous Year



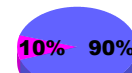
Gender Comparison 2009-2010



Jul/Aug/Sep



Oct/Nov/Dec



Jan/Feb/Mar



Apr/May/June

Male

Female



2009-2010 GMT Quarterly Report for District (or Undistricted) **District 324A4 INDIA**

GMT: **Adv K G RAMA KRISHNA MUR**

Location: **INDIA**

GMT CA: **6**

CLUBS

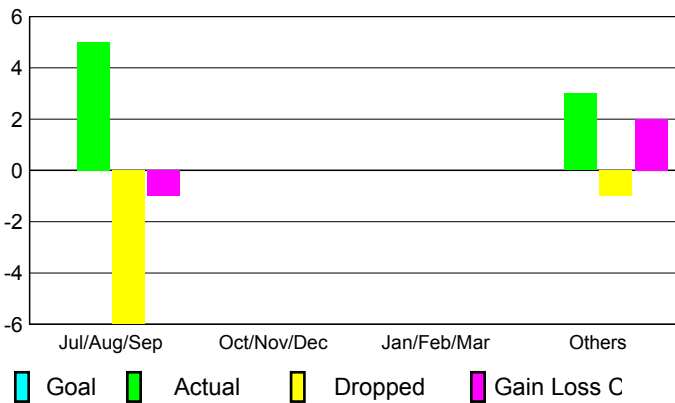
Club Results
2009-2010

Clubs
2008-2009

Month	New Club Goal	Actual New Clubs	Actual Dropped Clubs	Gain/Loss of Clubs	Gain/Loss of Clubs
Jul/Aug/Sep		5	-6	-1	1
Oct/Nov/Dec		0	0	0	4
Jan/Feb/Mar		0	0	0	3
Apr/May/June		3	-1	2	2
Totals		8	-7	1	10

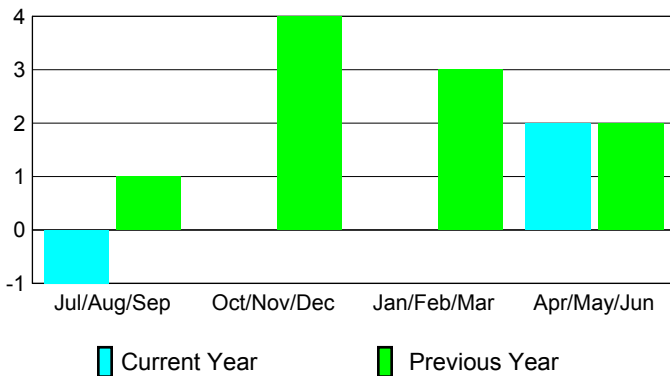
Club Results 2009-2010

Goal, New, Dropped, Gain/Loss



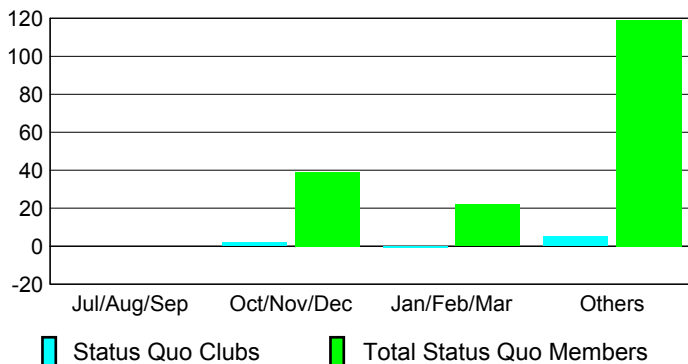
Comparison of Club Gain/Loss

Current Year Compared to the Previous Year



YTD Status Quo Clubs 2009-2010

Status Quo Clubs Compared to Status Quo Members



MEMBERSHIP

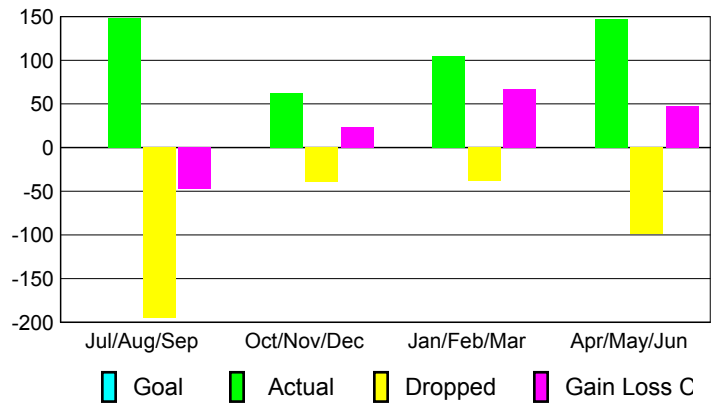
Membership Results
2009-2010

Membership
2008-2009

Month	Net Memb Goal	Actual New Memb	Actual Dropped Memb	Gain/Loss of Memb	Gain/Loss of Memb
Jul/Aug/Sep		148	-195	-47	13
Oct/Nov/Dec		62	-39	23	107
Jan/Feb/Mar		105	-38	67	79
Apr/May/June		147	-99	48	44
Totals		462	-371	91	243

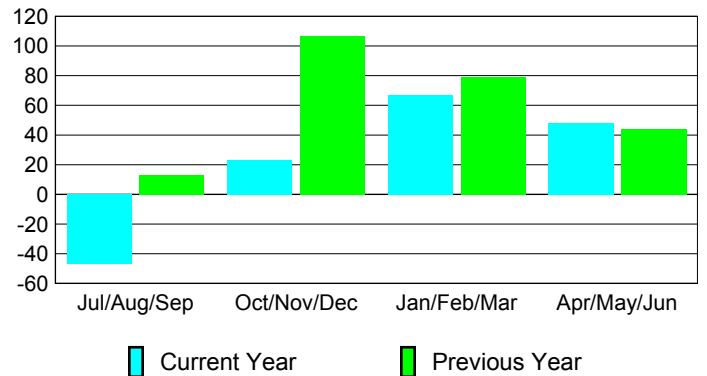
Membership Results 2009-2010

Goal, New, Dropped, Gain/Loss

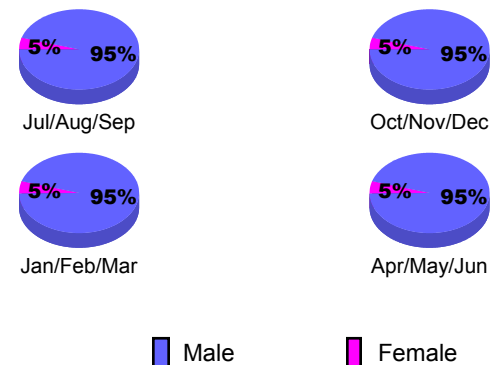


Comparison of Membership Gain/Loss

Current Year Compared to the Previous Year



Gender Comparison 2009-2010





2009-2010 GMT Quarterly Report for District (or Undistricted) **District 324A5 INDIA**

GMT: **Adv K G RAMA KRISHNA MUR**

Location: **INDIA**

GMT CA: **6**

CLUBS

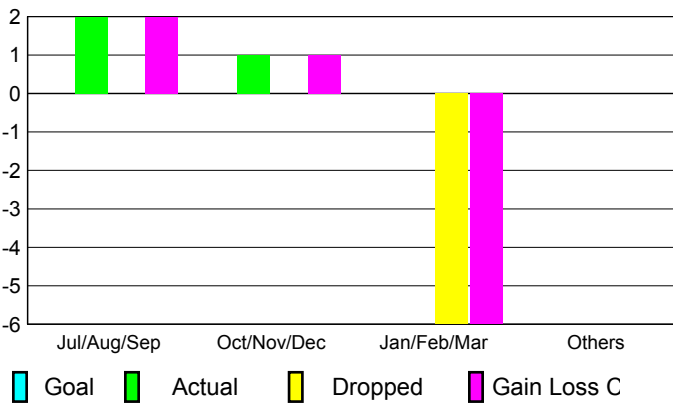
Club Results
2009-2010

Clubs
2008-2009

Month	New Club Goal	Actual New Clubs	Actual Dropped Clubs	Gain/Loss of Clubs	Gain/Loss of Clubs
Jul/Aug/Sep		2	0	2	2
Oct/Nov/Dec		1	0	1	1
Jan/Feb/Mar		0	-6	-6	4
Apr/May/June		0	0	0	1
Totals		3	-6	-3	8

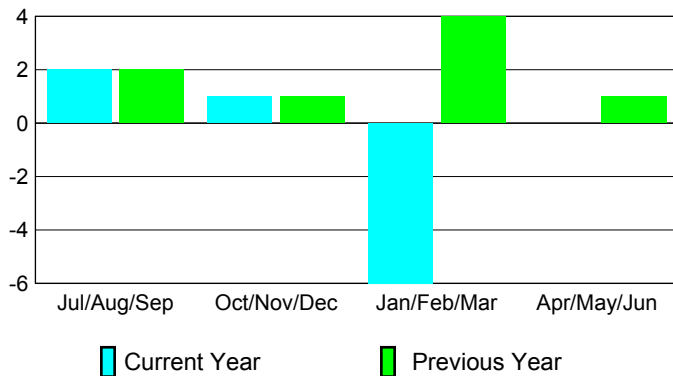
Club Results 2009-2010

Goal, New, Dropped, Gain/Loss



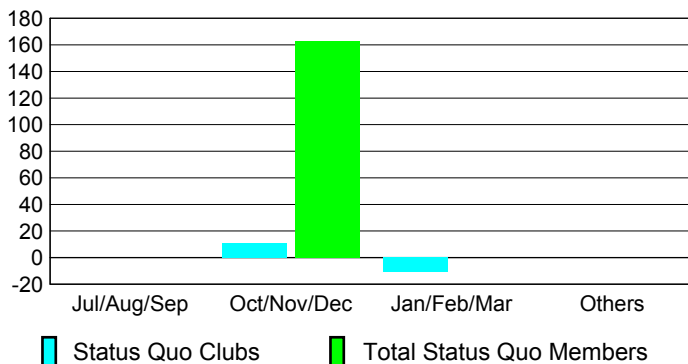
Comparison of Club Gain/Loss

Current Year Compared to the Previous Year



YTD Status Quo Clubs 2009-2010

Status Quo Clubs Compared to Status Quo Members



MEMBERSHIP

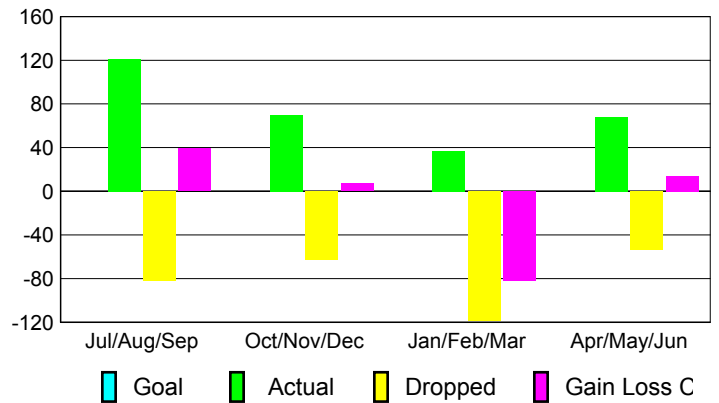
Membership Results
2009-2010

Membership
2008-2009

Month	Net Memb Goal	Actual New Memb	Actual Dropped Memb	Gain/Loss of Memb	Gain/Loss of Memb
Jul/Aug/Sep		121	-82	39	-5
Oct/Nov/Dec		70	-63	7	45
Jan/Feb/Mar		37	-119	-82	73
Apr/May/June		68	-54	14	-18
Totals		296	-318	-22	95

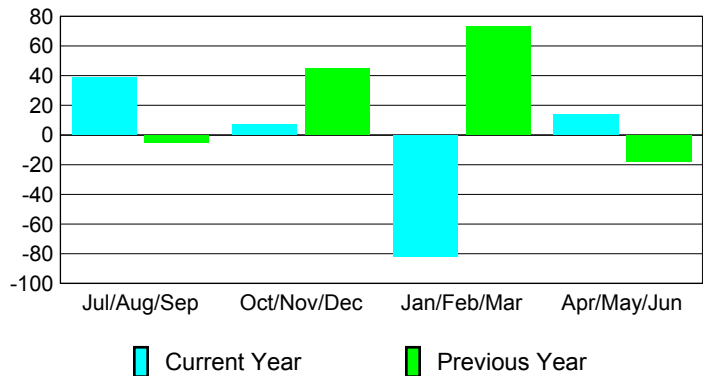
Membership Results 2009-2010

Goal, New, Dropped, Gain/Loss

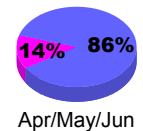
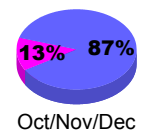
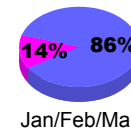
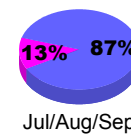


Comparison of Membership Gain/Loss

Current Year Compared to the Previous Year



Gender Comparison 2009-2010



Male

Female



2009-2010 GMT Quarterly Report for District (or Undistricted) **District 324A6 INDIA**

GMT: **Adv K G RAMA KRISHNA MUR**

Location: **INDIA**

GMT CA: **6**

CLUBS

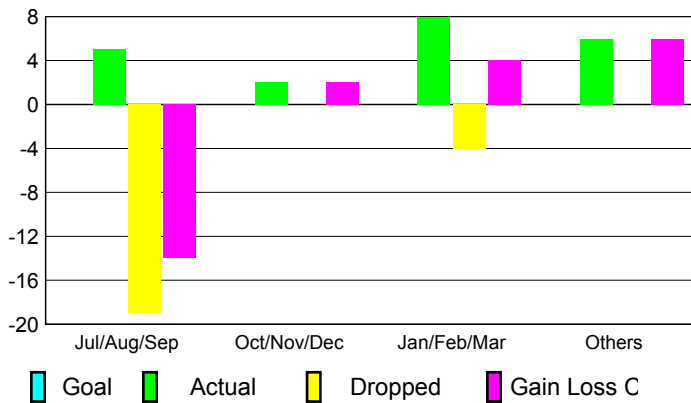
Club Results
2009-2010

Clubs
2008-2009

Month	New Club Goal	Actual New Clubs	Actual Dropped Clubs	Gain/Loss of Clubs	Gain/Loss of Clubs
Jul/Aug/Sep		5	-19	-14	0
Oct/Nov/Dec		2	0	2	3
Jan/Feb/Mar		8	-4	4	2
Apr/May/June		6	0	6	13
Totals		21	-23	-2	18

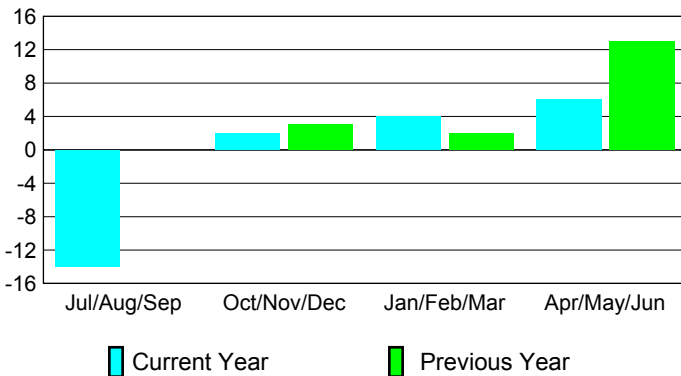
Club Results 2009-2010

Goal, New, Dropped, Gain/Loss



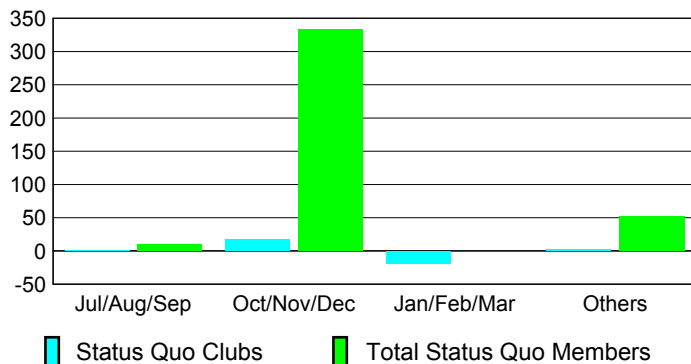
Comparison of Club Gain/Loss

Current Year Compared to the Previous Year



YTD Status Quo Clubs 2009-2010

Status Quo Clubs Compared to Status Quo Members



MEMBERSHIP

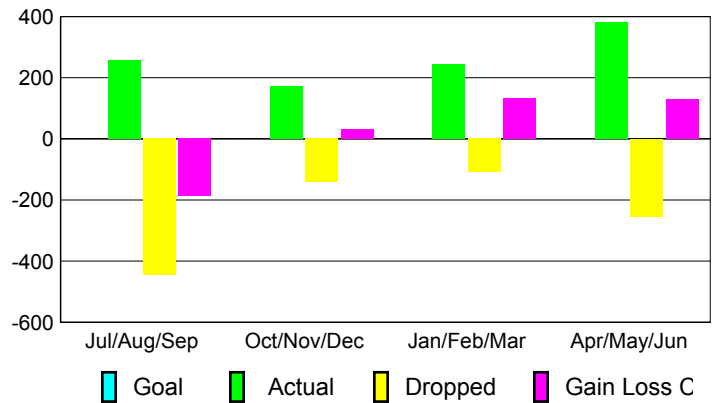
Membership Results
2009-2010

Membership
2008-2009

Month	Net Memb Goal	Actual New Memb	Actual Dropped Memb	Gain/Loss of Memb	Gain/Loss of Memb
Jul/Aug/Sep		258	-445	-187	38
Oct/Nov/Dec		171	-141	30	137
Jan/Feb/Mar		243	-109	134	101
Apr/May/June		382	-254	128	101
Totals		1054	-949	105	377

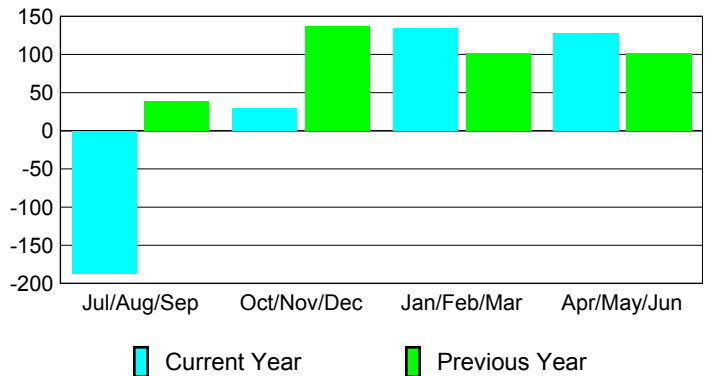
Membership Results 2009-2010

Goal, New, Dropped, Gain/Loss

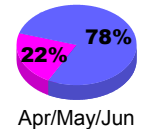
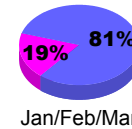
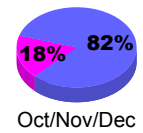
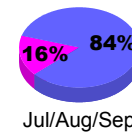


Comparison of Membership Gain/Loss

Current Year Compared to the Previous Year



Gender Comparison 2009-2010



Male

Female



2009-2010 GMT Quarterly Report for District (or Undistricted) **District 324A8**

GMT: **Adv K G RAMA KRISHNA MUR**

Location: **INDIA**

GMT CA: **6**

CLUBS

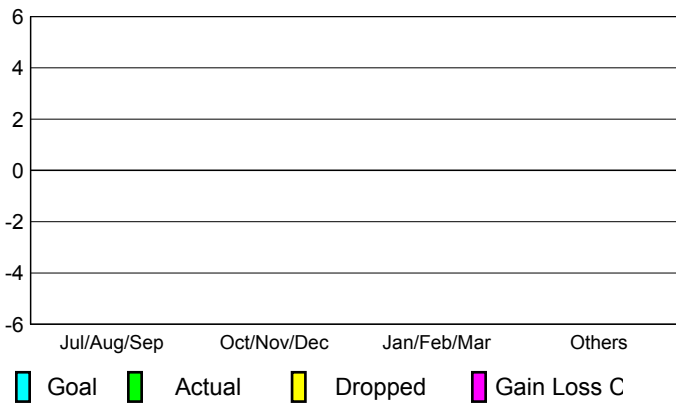
Club Results
2009-2010

Clubs
2008-2009

Month	New Club Goal	Actual New Clubs	Actual Dropped Clubs	Gain/Loss of Clubs	Gain/Loss of Clubs
Jul/Aug/Sep		0	0	0	1
Oct/Nov/Dec		0	0	0	0
Jan/Feb/Mar		0	0	0	1
Apr/May/June		0	0	0	7
Totals		0	0	0	9

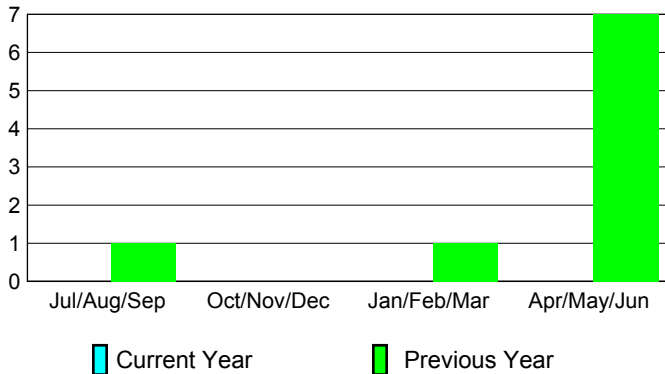
Club Results 2009-2010

Goal, New, Dropped, Gain/Loss



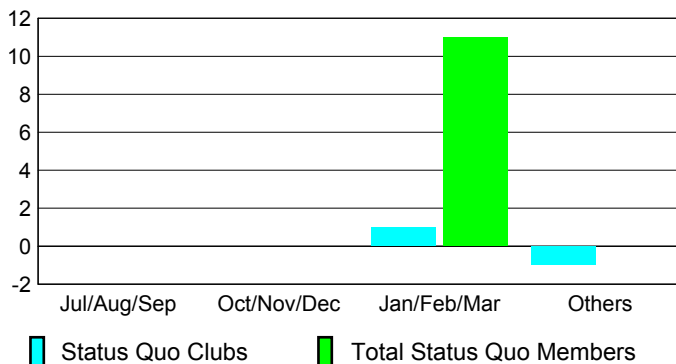
Comparison of Club Gain/Loss

Current Year Compared to the Previous Year



YTD Status Quo Clubs 2009-2010

Status Quo Clubs Compared to Status Quo Members



MEMBERSHIP

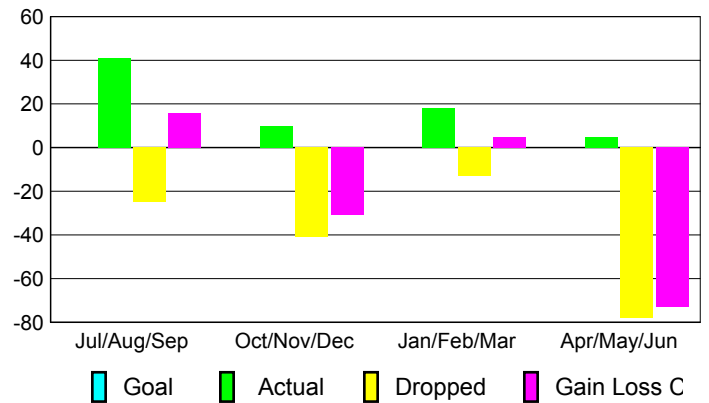
Membership Results
2009-2010

Membership
2008-2009

Month	Net Memb Goal	Actual New Memb	Actual Dropped Memb	Gain/Loss of Memb	Gain/Loss of Memb
Jul/Aug/Sep		41	-25	16	27
Oct/Nov/Dec		10	-41	-31	-23
Jan/Feb/Mar		18	-13	5	37
Apr/May/June		5	-78	-73	275
Totals		74	-157	-83	316

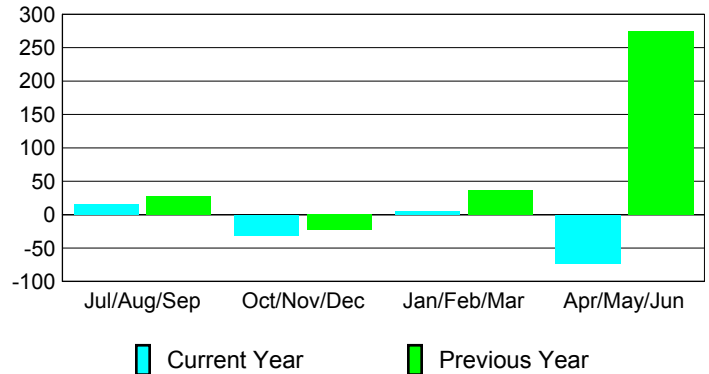
Membership Results 2009-2010

Goal, New, Dropped, Gain/Loss

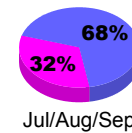


Comparison of Membership Gain/Loss

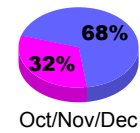
Current Year Compared to the Previous Year



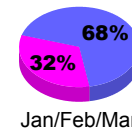
Gender Comparison 2009-2010



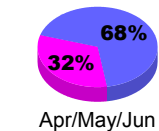
Jul/Aug/Sep



Oct/Nov/Dec



Jan/Feb/Mar



Apr/May/June

Male

Female



2009-2010 GMT Quarterly Report for District (or Undistricted) **District 324B1**

GMT: Adv K G RAMA KRISHNA MUR

Location: INDIA

GMT CA: 6

CLUBS

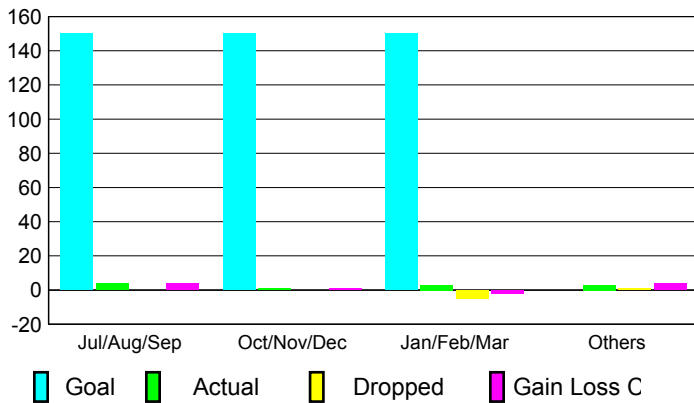
Club Results
2009-2010

Clubs
2008-2009

Month	New Club Goal	Actual New Clubs	Actual Dropped Clubs	Gain/Loss of Clubs	Gain/Loss of Clubs
Jul/Aug/Sep	150	4	0	4	5
Oct/Nov/Dec	150	1	0	1	6
Jan/Feb/Mar	150	3	-5	-2	3
Apr/May/June	0	3	1	4	4
Totals	450	11	-4	7	18

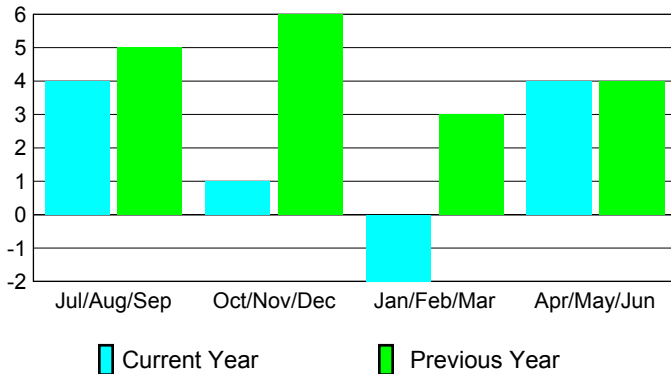
Club Results 2009-2010

Goal, New, Dropped, Gain/Loss



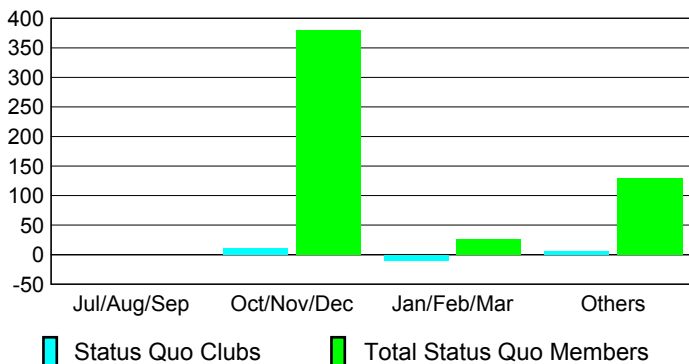
Comparison of Club Gain/Loss

Current Year Compared to the Previous Year



YTD Status Quo Clubs 2009-2010

Status Quo Clubs Compared to Status Quo Members



MEMBERSHIP

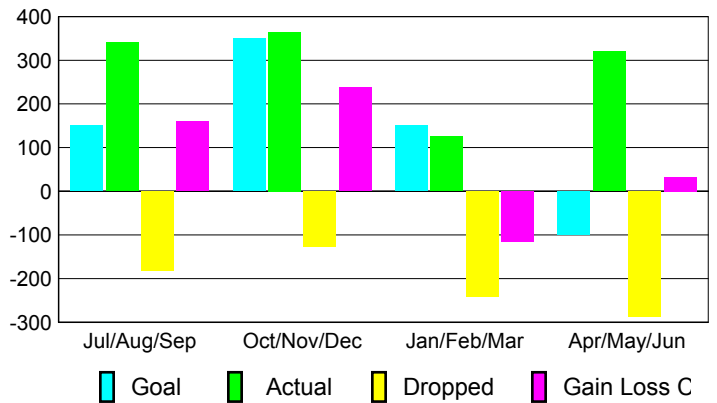
Membership Results
2009-2010

Membership
2008-2009

Month	Net Memb Goal	Actual New Memb	Actual Dropped Memb	Gain/Loss of Memb	Gain/Loss of Memb
Jul/Aug/Sep	150	341	-181	160	492
Oct/Nov/Dec	350	365	-128	237	326
Jan/Feb/Mar	150	125	-241	-116	321
Apr/May/June	-100	320	-287	33	261
Totals	550	1151	-837	314	1400

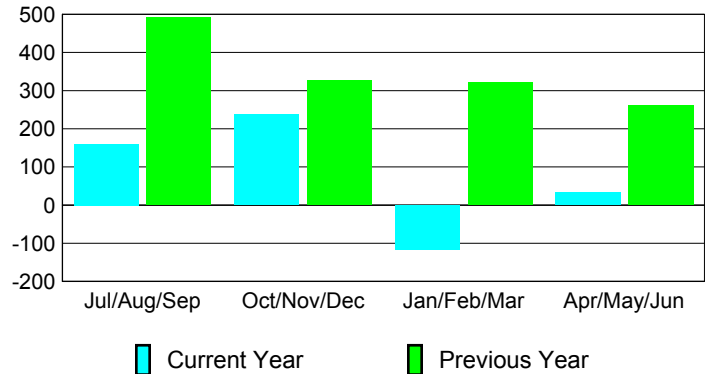
Membership Results 2009-2010

Goal, New, Dropped, Gain/Loss

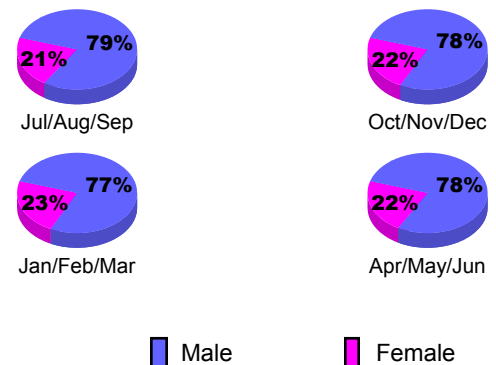


Comparison of Membership Gain/Loss

Current Year Compared to the Previous Year



Gender Comparison 2009-2010





2009-2010 GMT Quarterly Report for District (or Undistricted) **District 324B2**

GMT: **Adv K G RAMA KRISHNA MUR**

Location: **INDIA**

GMT CA: **6**

CLUBS

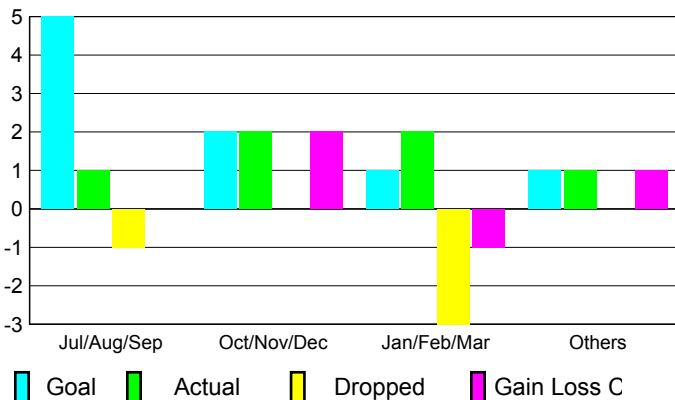
Club Results
2009-2010

Clubs
2008-2009

Month	New Club Goal	Actual New Clubs	Actual Dropped Clubs	Gain/Loss of Clubs	Gain/Loss of Clubs
Jul/Aug/Sep	5	1	-1	0	1
Oct/Nov/Dec	2	2	0	2	0
Jan/Feb/Mar	1	2	-3	-1	1
Apr/May/June	1	1	0	1	6
Totals	9	6	-4	2	8

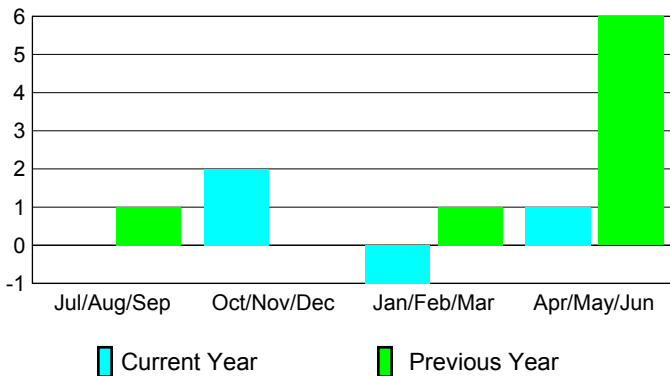
Club Results 2009-2010

Goal, New, Dropped, Gain/Loss



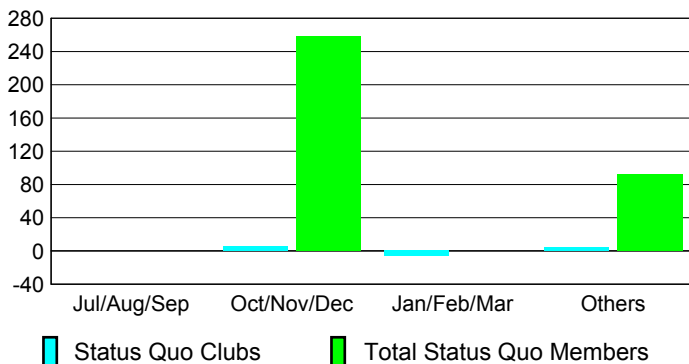
Comparison of Club Gain/Loss

Current Year Compared to the Previous Year



YTD Status Quo Clubs 2009-2010

Status Quo Clubs Compared to Status Quo Members



MEMBERSHIP

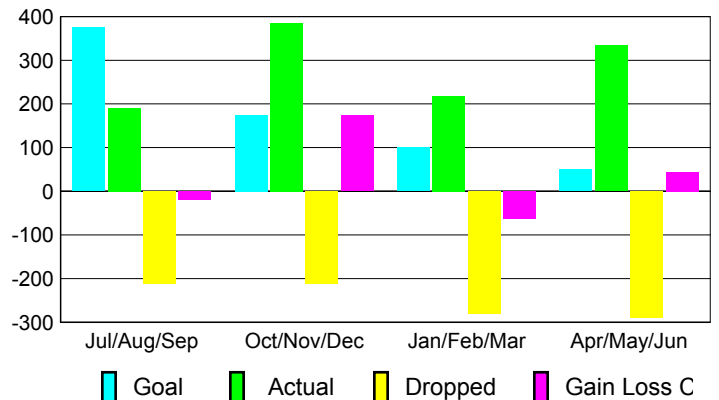
Membership Results
2009-2010

Membership
2008-2009

Month	Net Memb Goal	Actual New Memb	Actual Dropped Memb	Gain/Loss of Memb	Gain/Loss of Memb
Jul/Aug/Sep	375	191	-211	-20	323
Oct/Nov/Dec	175	385	-212	173	8
Jan/Feb/Mar	100	218	-281	-63	388
Apr/May/June	50	334	-290	44	739
Totals	700	1128	-994	134	1458

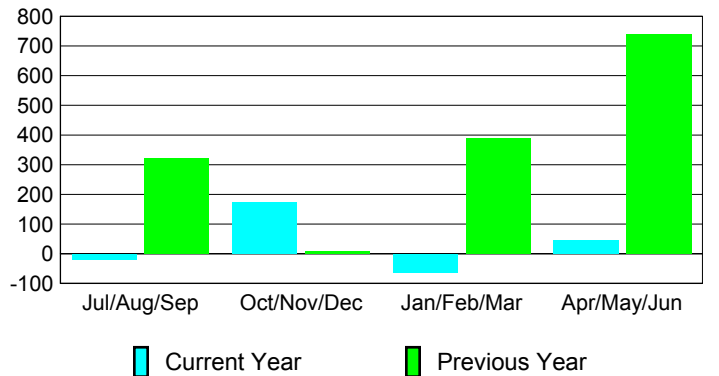
Membership Results 2009-2010

Goal, New, Dropped, Gain/Loss

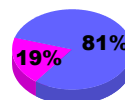


Comparison of Membership Gain/Loss

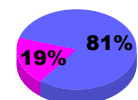
Current Year Compared to the Previous Year



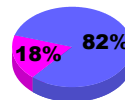
Gender Comparison 2009-2010



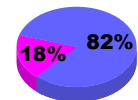
Jul/Aug/Sep



Oct/Nov/Dec



Jan/Feb/Mar



Apr/May/June

Male

Female



2009-2010 GMT Quarterly Report for District (or Undistricted) **District 324B3**

GMT: Adv K G RAMA KRISHNA MUR

Location: INDIA

GMT CA: 6

CLUBS

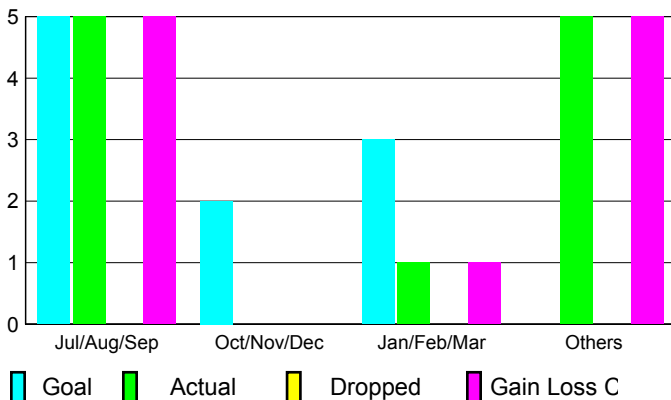
Club Results 2009-2010

Clubs 2008-2009

Month	New Club Goal	Actual New Clubs	Actual Dropped Clubs	Gain/Loss of Clubs	Gain/Loss of Clubs
Jul/Aug/Sep	5	5	0	5	1
Oct/Nov/Dec	2	0	0	0	0
Jan/Feb/Mar	3	1	0	1	6
Apr/May/June	0	5	0	5	2
Totals	10	11	0	11	9

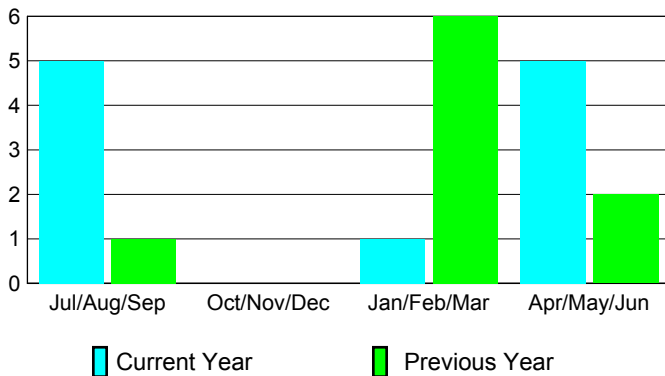
Club Results 2009-2010

Goal, New, Dropped, Gain/Loss



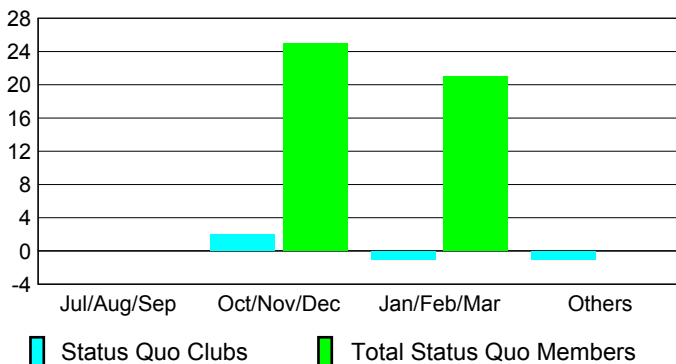
Comparison of Club Gain/Loss

Current Year Compared to the Previous Year



YTD Status Quo Clubs 2009-2010

Status Quo Clubs Compared to Status Quo Members



MEMBERSHIP

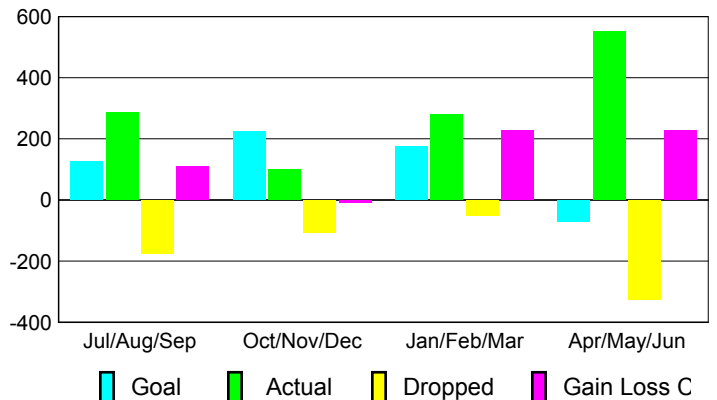
Membership Results 2009-2010

Membership 2008-2009

Month	Net Memb Goal	Actual New Memb	Actual Dropped Memb	Gain/Loss of Memb	Gain/Loss of Memb
Jul/Aug/Sep	125	286	-176	110	-16
Oct/Nov/Dec	225	100	-107	-7	-12
Jan/Feb/Mar	175	279	-50	229	295
Apr/May/June	-70	552	-324	228	-139
Totals	455	1217	-657	560	128

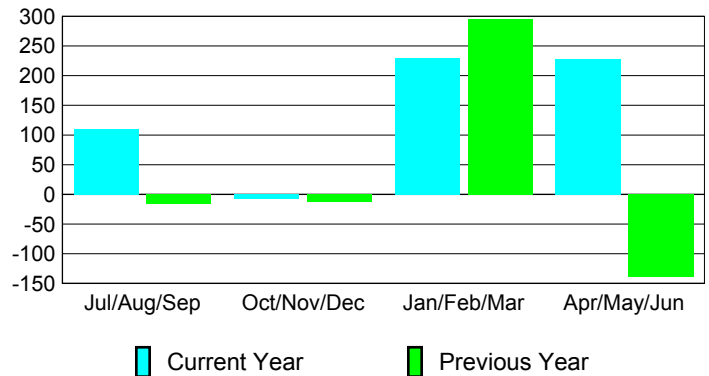
Membership Results 2009-2010

Goal, New, Dropped, Gain/Loss

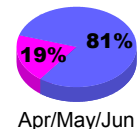
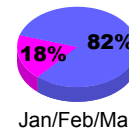
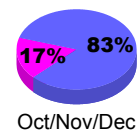
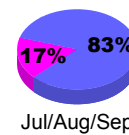


Comparison of Membership Gain/Loss

Current Year Compared to the Previous Year



Gender Comparison 2009-2010



Male

Female



2009-2010 GMT Quarterly Report for District (or Undistricted) **District 324B4**

GMT: **Adv K G RAMA KRISHNA MUR**

Location: **INDIA**

GMT CA: **6**

CLUBS

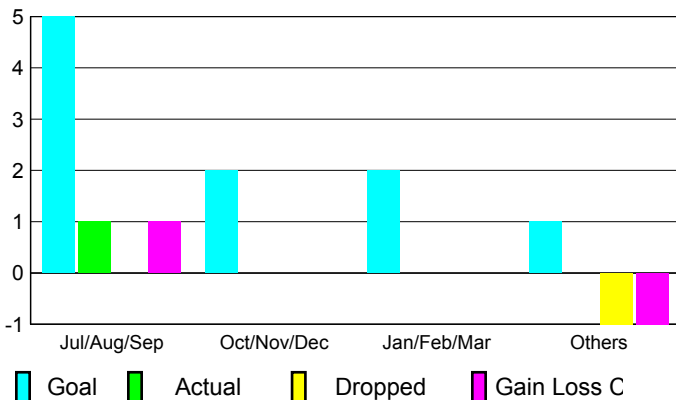
Club Results
2009-2010

Clubs
2008-2009

Month	New Club Goal	Actual New Clubs	Actual Dropped Clubs	Gain/Loss of Clubs	Gain/Loss of Clubs
Jul/Aug/Sep	5	1	0	1	0
Oct/Nov/Dec	2	0	0	0	2
Jan/Feb/Mar	2	0	0	0	5
Apr/May/June	1	0	-1	-1	5
Totals	10	1	-1	0	12

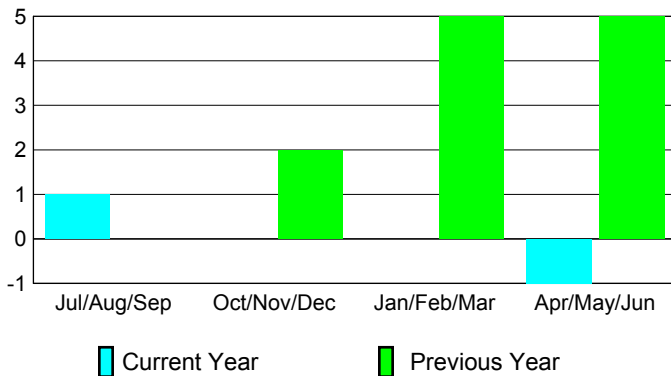
Club Results 2009-2010

Goal, New, Dropped, Gain/Loss



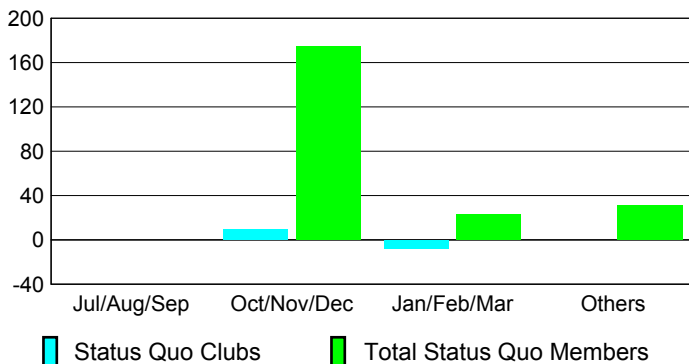
Comparison of Club Gain/Loss

Current Year Compared to the Previous Year



YTD Status Quo Clubs 2009-2010

Status Quo Clubs Compared to Status Quo Members



MEMBERSHIP

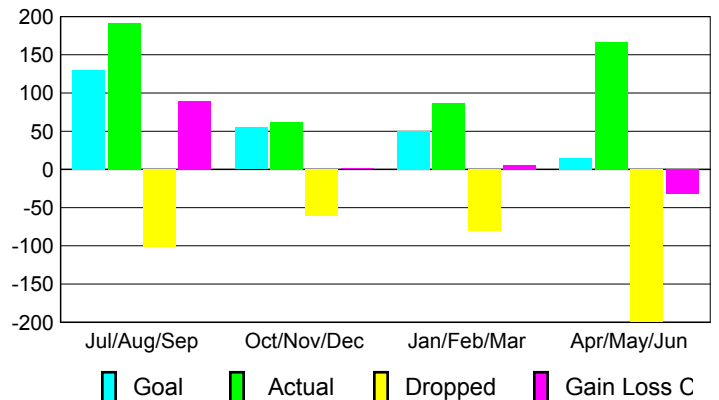
Membership Results
2009-2010

Membership
2008-2009

Month	Net Memb Goal	Actual New Memb	Actual Dropped Memb	Gain/Loss of Memb	Gain/Loss of Memb
Jul/Aug/Sep	130	192	-102	90	112
Oct/Nov/Dec	55	62	-61	1	223
Jan/Feb/Mar	50	87	-81	6	228
Apr/May/June	15	167	-199	-32	91
Totals	250	508	-443	65	654

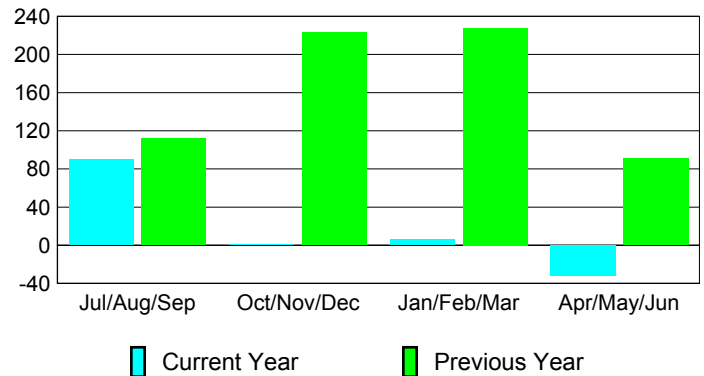
Membership Results 2009-2010

Goal, New, Dropped, Gain/Loss

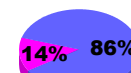


Comparison of Membership Gain/Loss

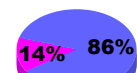
Current Year Compared to the Previous Year



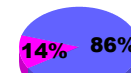
Gender Comparison 2009-2010



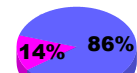
Jul/Aug/Sep



Oct/Nov/Dec



Jan/Feb/Mar



Apr/May/June

Male

Female



2009-2010 GMT Quarterly Report for District (or Undistricted) **District 324B5**

GMT: Adv K G RAMA KRISHNA MUR

Location: INDIA

GMT CA: 6

CLUBS

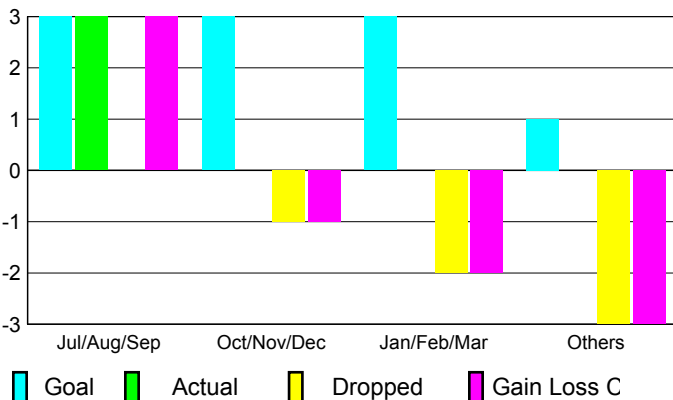
Club Results
2009-2010

Clubs
2008-2009

Month	New Club Goal	Actual New Clubs	Actual Dropped Clubs	Gain/Loss of Clubs	Gain/Loss of Clubs
Jul/Aug/Sep	3	3	0	3	0
Oct/Nov/Dec	3	0	-1	-1	2
Jan/Feb/Mar	3	0	-2	-2	1
Apr/May/June	1	0	-3	-3	0
Totals	10	3	-6	-3	3

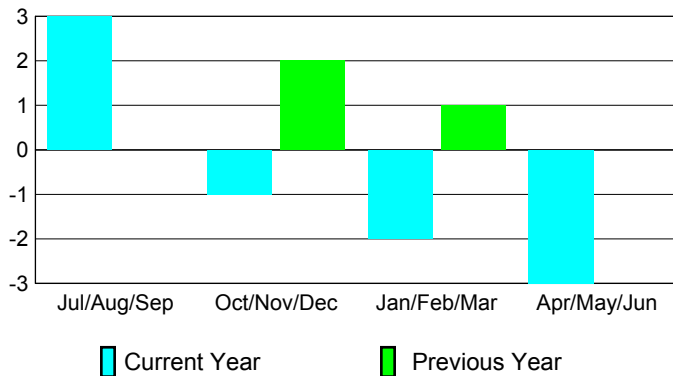
Club Results 2009-2010

Goal, New, Dropped, Gain/Loss



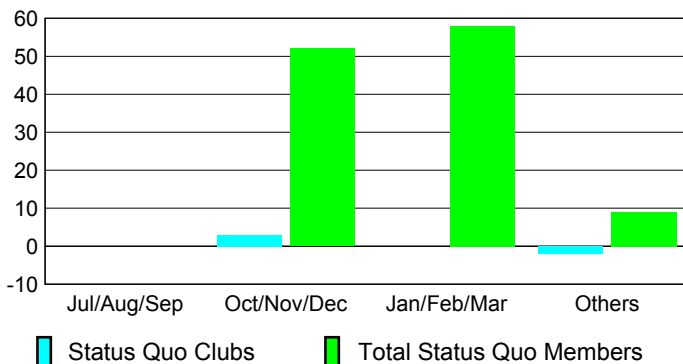
Comparison of Club Gain/Loss

Current Year Compared to the Previous Year



YTD Status Quo Clubs 2009-2010

Status Quo Clubs Compared to Status Quo Members



MEMBERSHIP

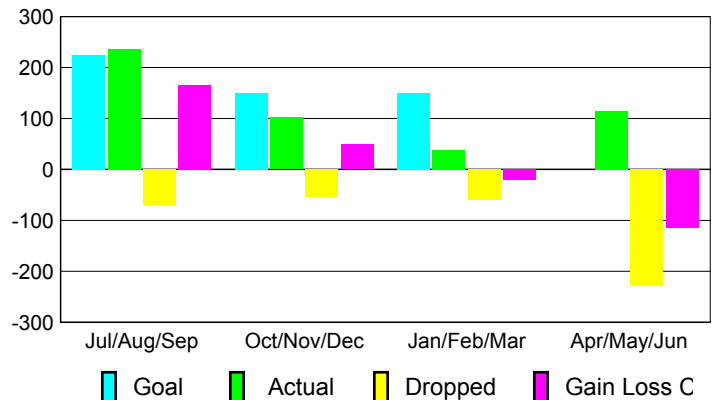
Membership Results
2009-2010

Membership
2008-2009

Month	Net Memb Goal	Actual New Memb	Actual Dropped Memb	Gain/Loss of Memb	Gain/Loss of Memb
Jul/Aug/Sep	225	236	-70	166	34
Oct/Nov/Dec	150	102	-53	49	56
Jan/Feb/Mar	150	38	-59	-21	33
Apr/May/June	0	114	-228	-114	-102
Totals	525	490	-410	80	21

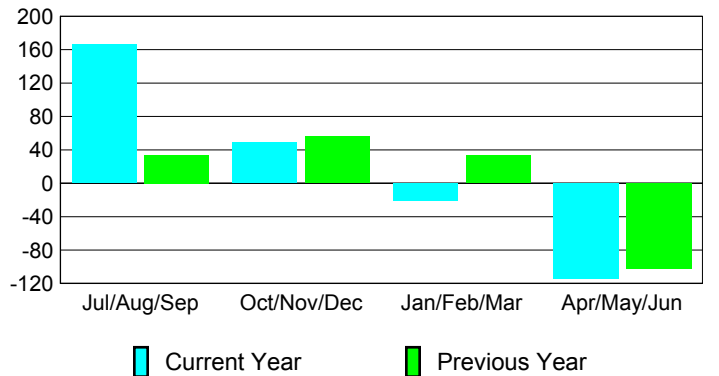
Membership Results 2009-2010

Goal, New, Dropped, Gain/Loss

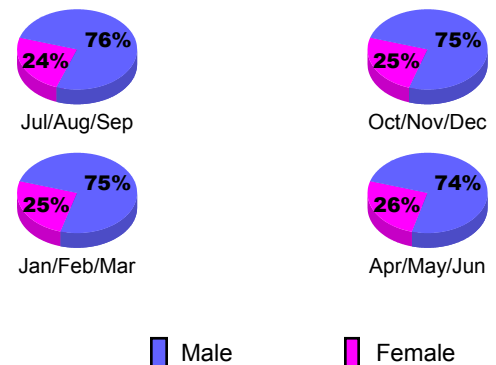


Comparison of Membership Gain/Loss

Current Year Compared to the Previous Year



Gender Comparison 2009-2010





2009-2010 GMT Quarterly Report for District (or Undistricted) **District 324C1**

GMT: Adv K G RAMA KRISHNA MUR

Location: INDIA

GMT CA: 6

CLUBS

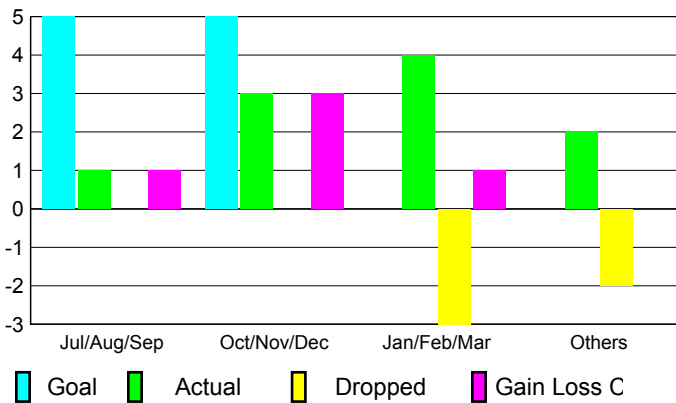
Club Results
2009-2010

Clubs
2008-2009

Month	New Club Goal	Actual New Clubs	Actual Dropped Clubs	Gain/Loss of Clubs	Gain/Loss of Clubs
Jul/Aug/Sep	5	1	0	1	1
Oct/Nov/Dec	5	3	0	3	-1
Jan/Feb/Mar	0	4	-3	1	-1
Apr/May/June	0	2	-2	0	0
Totals	10	10	-5	5	-1

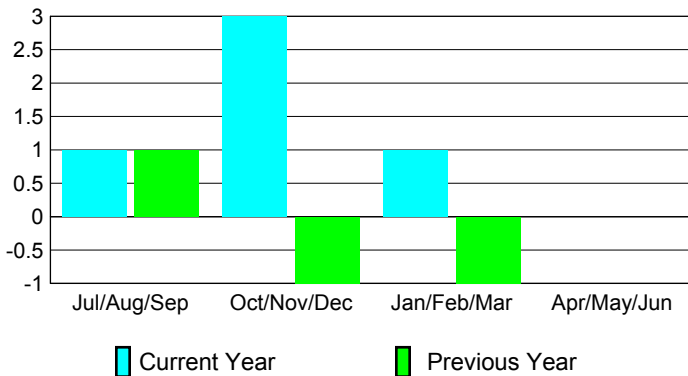
Club Results 2009-2010

Goal, New, Dropped, Gain/Loss



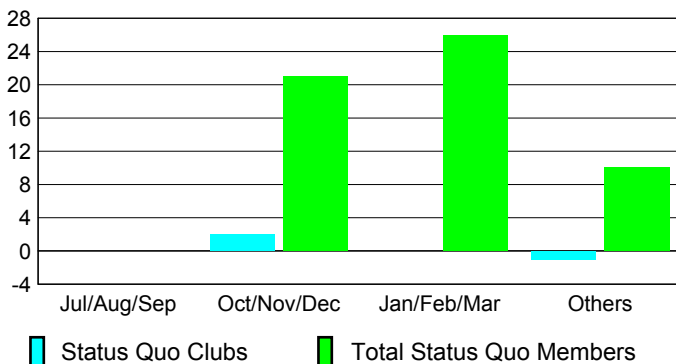
Comparison of Club Gain/Loss

Current Year Compared to the Previous Year



YTD Status Quo Clubs 2009-2010

Status Quo Clubs Compared to Status Quo Members



MEMBERSHIP

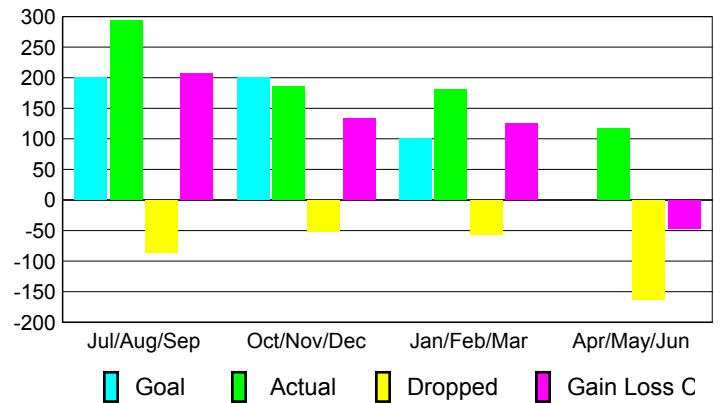
Membership Results
2009-2010

Membership
2008-2009

Month	Net Memb Goal	Actual New Memb	Actual Dropped Memb	Gain/Loss of Memb	Gain/Loss of Memb
Jul/Aug/Sep	200	293	-86	207	114
Oct/Nov/Dec	200	185	-51	134	-47
Jan/Feb/Mar	100	181	-56	125	79
Apr/May/June	0	117	-163	-46	-33
Totals	500	776	-356	420	113

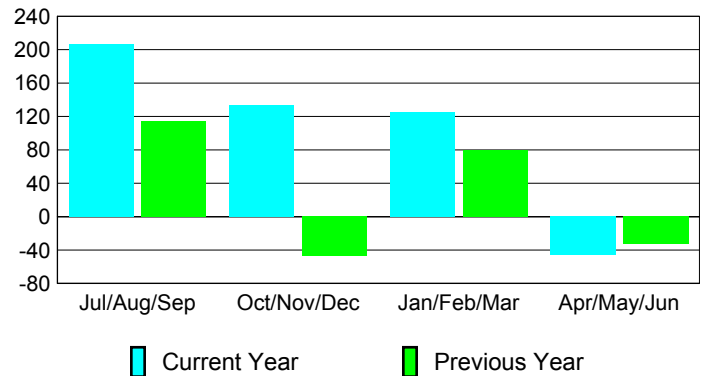
Membership Results 2009-2010

Goal, New, Dropped, Gain/Loss

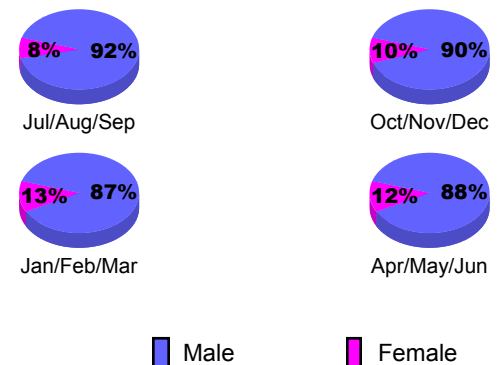


Comparison of Membership Gain/Loss

Current Year Compared to the Previous Year



Gender Comparison 2009-2010





2009-2010 GMT Quarterly Report for District (or Undistricted) **District 324C2**

GMT: Adv K G RAMA KRISHNA MUR

Location: INDIA

GMT CA: 6

CLUBS

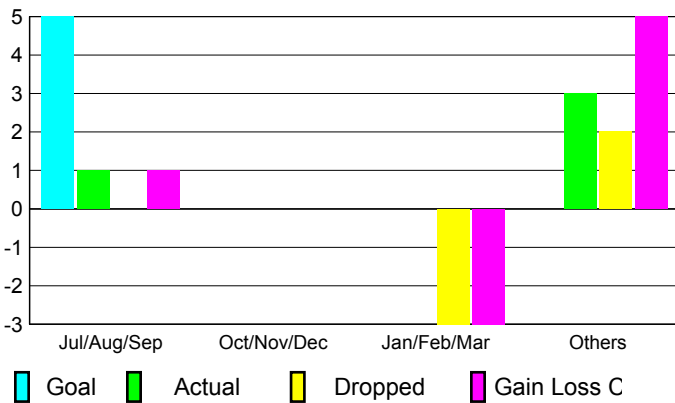
Club Results
2009-2010

Clubs
2008-2009

Month	New Club Goal	Actual New Clubs	Actual Dropped Clubs	Gain/Loss of Clubs	Gain/Loss of Clubs
Jul/Aug/Sep	5	1	0	1	3
Oct/Nov/Dec	0	0	0	0	3
Jan/Feb/Mar	0	0	-3	-3	1
Apr/May/June	0	3	2	5	3
Totals	5	4	-1	3	10

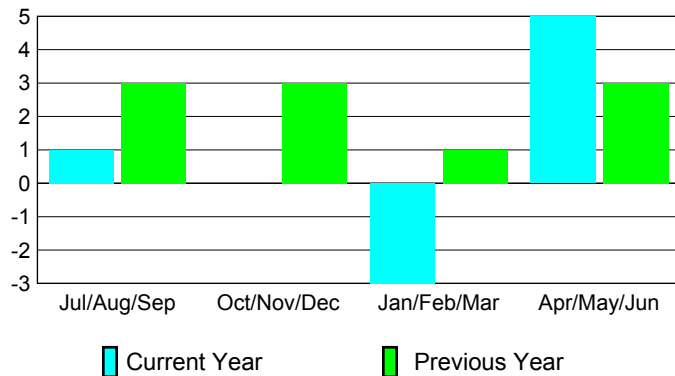
Club Results 2009-2010

Goal, New, Dropped, Gain/Loss



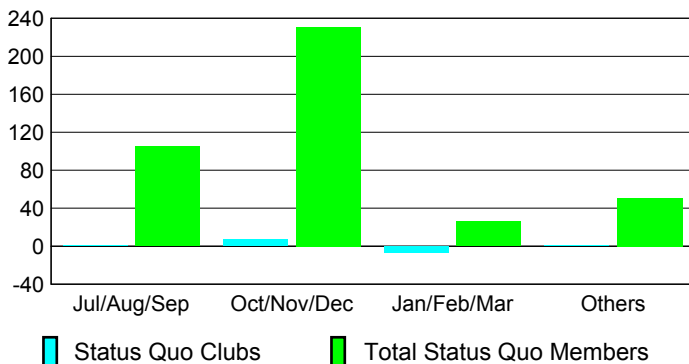
Comparison of Club Gain/Loss

Current Year Compared to the Previous Year



YTD Status Quo Clubs 2009-2010

Status Quo Clubs Compared to Status Quo Members



MEMBERSHIP

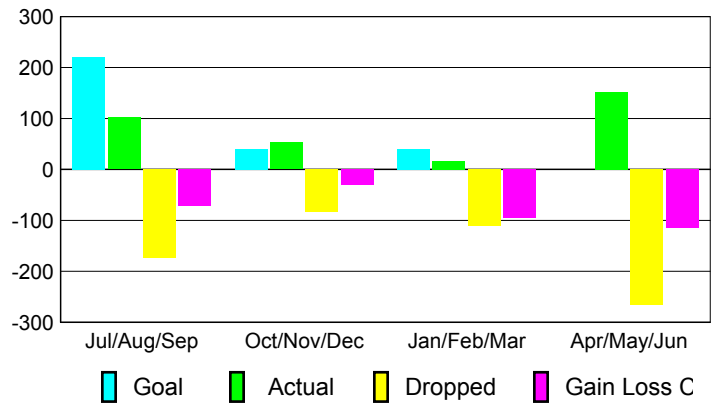
Membership Results
2009-2010

Membership
2008-2009

Month	Net Memb Goal	Actual New Memb	Actual Dropped Memb	Gain/Loss of Memb	Gain/Loss of Memb
Jul/Aug/Sep	220	102	-174	-72	302
Oct/Nov/Dec	40	53	-83	-30	160
Jan/Feb/Mar	40	16	-111	-95	171
Apr/May/June	0	152	-266	-114	185
Totals	300	323	-634	-311	818

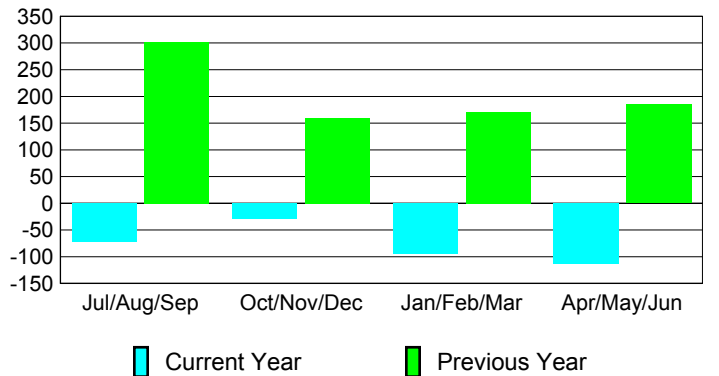
Membership Results 2009-2010

Goal, New, Dropped, Gain/Loss

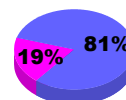


Comparison of Membership Gain/Loss

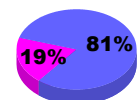
Current Year Compared to the Previous Year



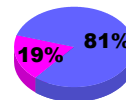
Gender Comparison 2009-2010



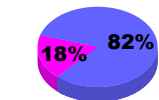
Jul/Aug/Sep



Oct/Nov/Dec



Jan/Feb/Mar



Apr/May/June

Male

Female



2009-2010 GMT Quarterly Report for District (or Undistricted) **District 324C3**

GMT: **Adv K G RAMA KRISHNA MUR**

Location: **INDIA**

GMT CA: **6**

CLUBS

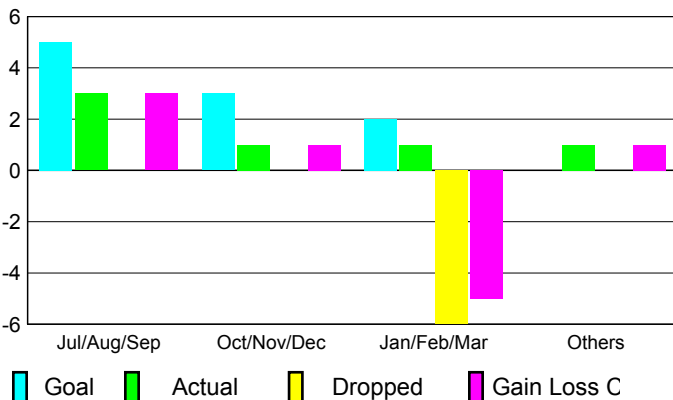
Club Results
2009-2010

Clubs
2008-2009

Month	New Club Goal	Actual New Clubs	Actual Dropped Clubs	Gain/Loss of Clubs	Gain/Loss of Clubs
Jul/Aug/Sep	5	3	0	3	0
Oct/Nov/Dec	3	1	0	1	7
Jan/Feb/Mar	2	1	-6	-5	5
Apr/May/June	0	1	0	1	12
Totals	10	6	-6	0	24

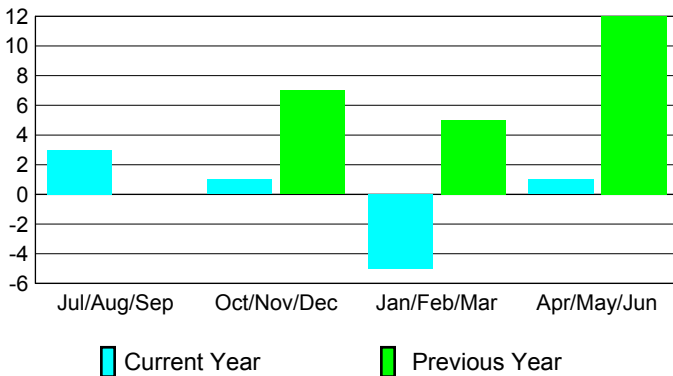
Club Results 2009-2010

Goal, New, Dropped, Gain/Loss



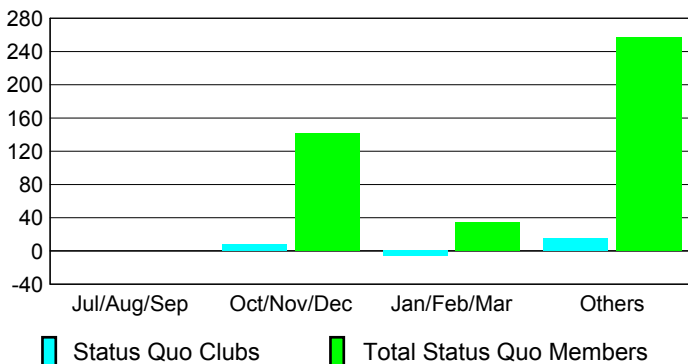
Comparison of Club Gain/Loss

Current Year Compared to the Previous Year



YTD Status Quo Clubs 2009-2010

Status Quo Clubs Compared to Status Quo Members



MEMBERSHIP

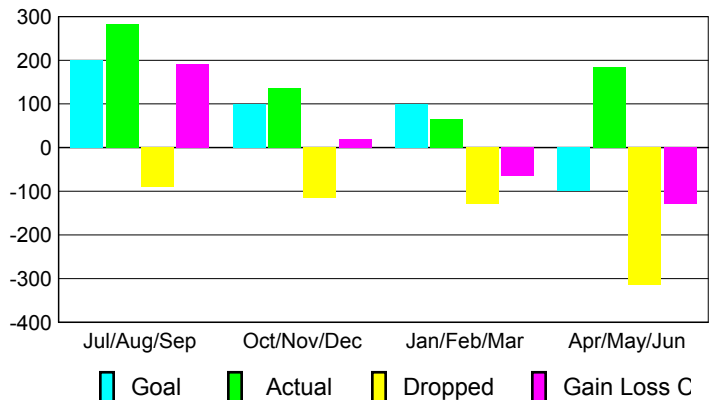
Membership Results
2009-2010

Membership
2008-2009

Month	Net Memb Goal	Actual New Memb	Actual Dropped Memb	Gain/Loss of Memb	Gain/Loss of Memb
Jul/Aug/Sep	200	282	-90	192	165
Oct/Nov/Dec	100	136	-116	20	288
Jan/Feb/Mar	100	65	-130	-65	154
Apr/May/June	-100	185	-314	-129	227
Totals	300	668	-650	18	834

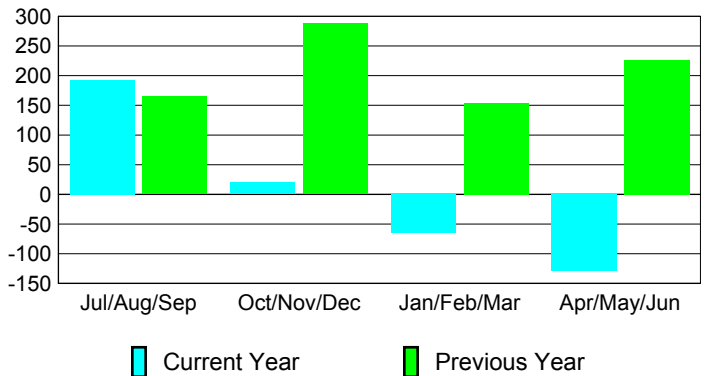
Membership Results 2009-2010

Goal, New, Dropped, Gain/Loss

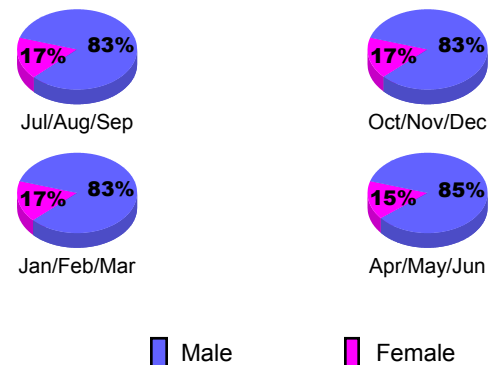


Comparison of Membership Gain/Loss

Current Year Compared to the Previous Year



Gender Comparison 2009-2010





2009-2010 GMT Quarterly Report for District (or Undistricted) **District 324C4 INDIA**

GMT: **Adv K G RAMA KRISHNA MUR**

Location: **INDIA**

GMT CA: **6**

CLUBS

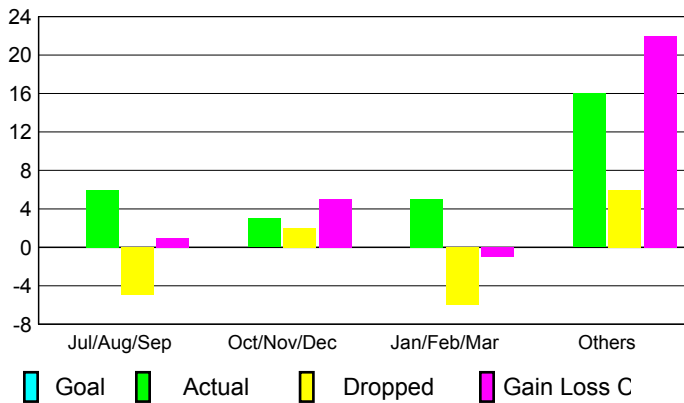
**Club Results
2009-2010**

**Clubs
2008-2009**

Month	New Club Goal	Actual New Clubs	Actual Dropped Clubs	Gain/Loss of Clubs	Gain/Loss of Clubs
Jul/Aug/Sep		6	-5	1	1
Oct/Nov/Dec		3	2	5	6
Jan/Feb/Mar		5	-6	-1	5
Apr/May/June		16	6	22	15
Totals		30	-3	27	27

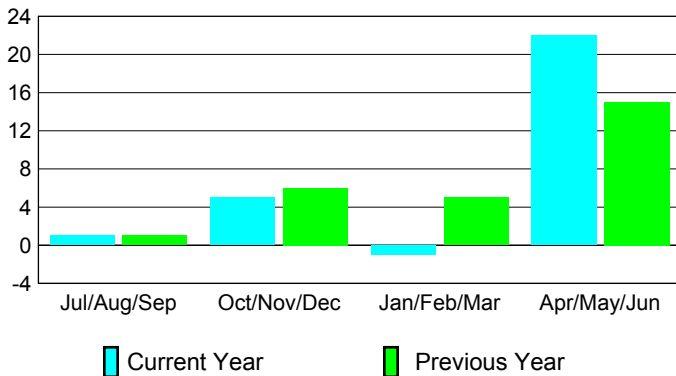
Club Results 2009-2010

Goal, New, Dropped, Gain/Loss



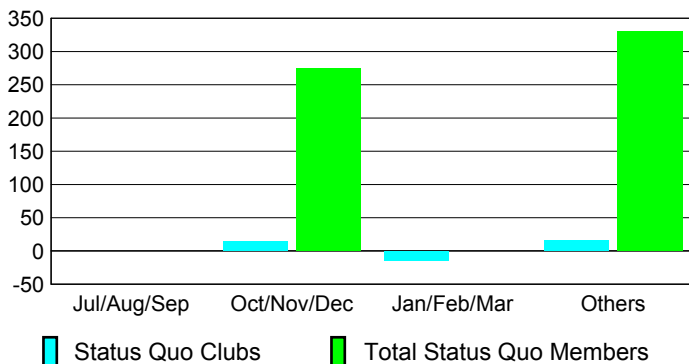
Comparison of Club Gain/Loss

Current Year Compared to the Previous Year



YTD Status Quo Clubs 2009-2010

Status Quo Clubs Compared to Status Quo Members



MEMBERSHIP

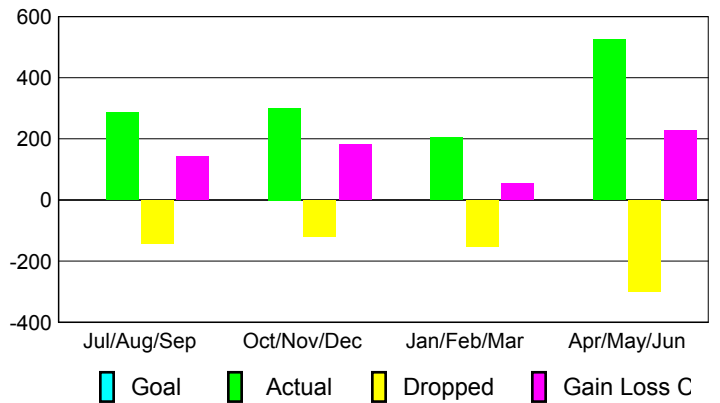
**Membership Results
2009-2010**

**Membership
2008-2009**

Month	Net Memb Goal	Actual New Memb	Actual Dropped Memb	Gain/Loss of Memb	Gain/Loss of Memb
Jul/Aug/Sep		285	-142	143	101
Oct/Nov/Dec		301	-120	181	204
Jan/Feb/Mar		205	-152	53	208
Apr/May/June		526	-300	226	184
Totals		1317	-714	603	697

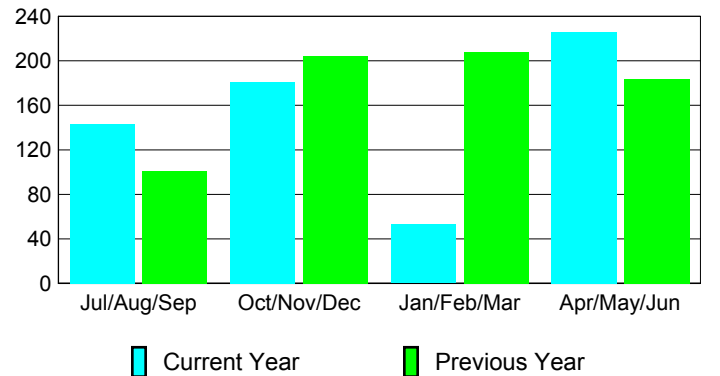
Membership Results 2009-2010

Goal, New, Dropped, Gain/Loss

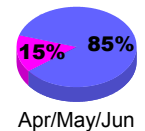
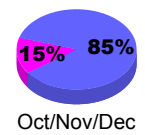
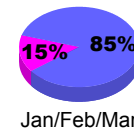
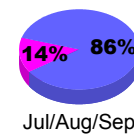


Comparison of Membership Gain/Loss

Current Year Compared to the Previous Year



Gender Comparison 2009-2010



Male

Female



2009-2010 GMT Quarterly Report for District (or Undistricted) **District 324C5**

GMT: **Adv K G RAMA KRISHNA MUR**

Location: **INDIA**

GMT CA: **6**

CLUBS

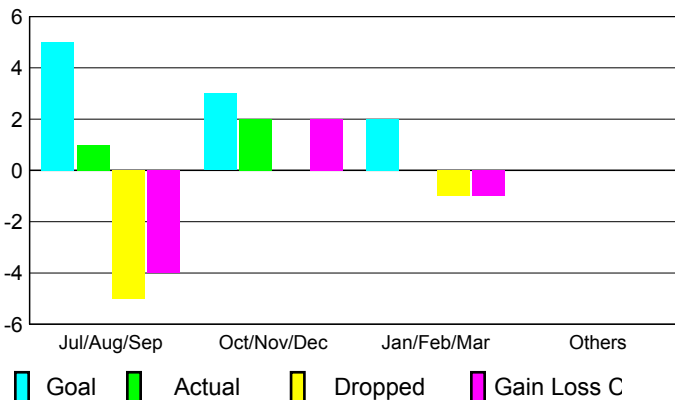
Club Results
2009-2010

Clubs
2008-2009

Month	New Club Goal	Actual New Clubs	Actual Dropped Clubs	Gain/Loss of Clubs	Gain/Loss of Clubs
Jul/Aug/Sep	5	1	-5	-4	0
Oct/Nov/Dec	3	2	0	2	5
Jan/Feb/Mar	2	0	-1	-1	5
Apr/May/June	0	0	0	0	0
Totals	10	3	-6	-3	10

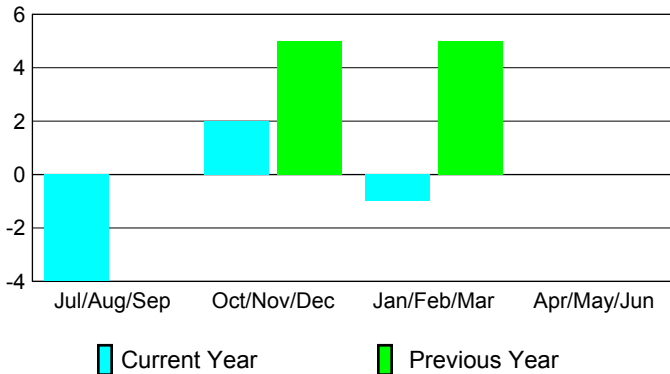
Club Results 2009-2010

Goal, New, Dropped, Gain/Loss



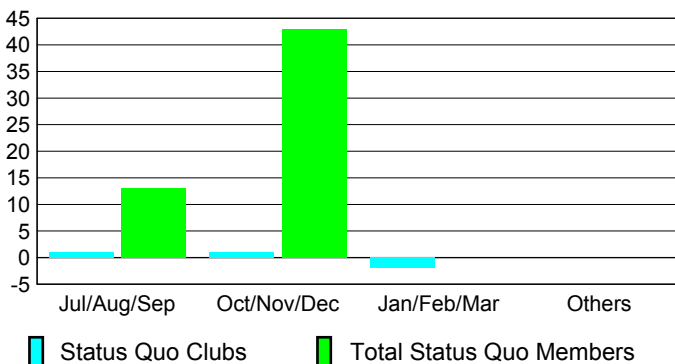
Comparison of Club Gain/Loss

Current Year Compared to the Previous Year



YTD Status Quo Clubs 2009-2010

Status Quo Clubs Compared to Status Quo Members



MEMBERSHIP

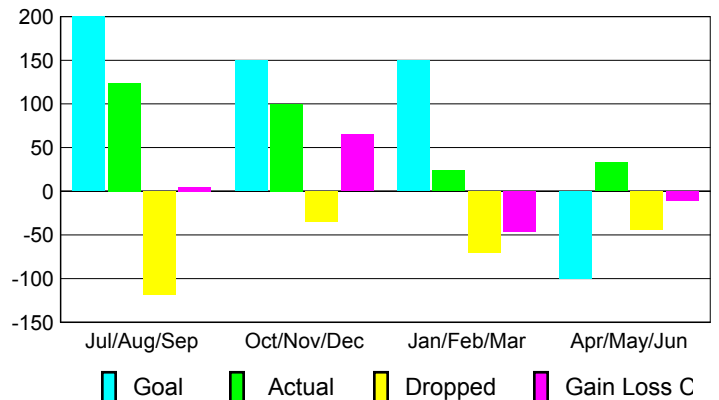
Membership Results
2009-2010

Membership
2008-2009

Month	Net Memb Goal	Actual New Memb	Actual Dropped Memb	Gain/Loss of Memb	Gain/Loss of Memb
Jul/Aug/Sep	200	124	-119	5	17
Oct/Nov/Dec	150	100	-35	65	141
Jan/Feb/Mar	150	24	-70	-46	125
Apr/May/June	-100	33	-44	-11	77
Totals	400	281	-268	13	360

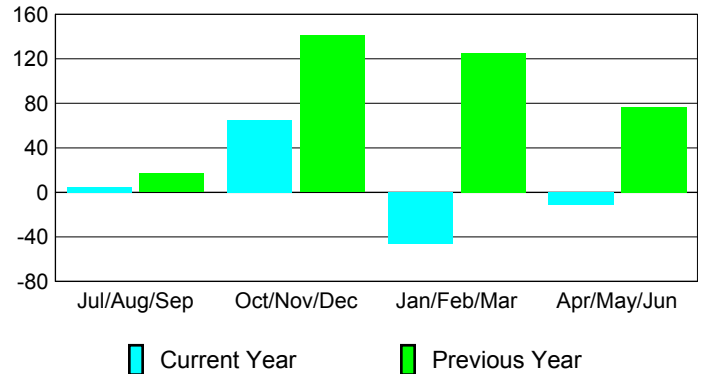
Membership Results 2009-2010

Goal, New, Dropped, Gain/Loss

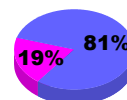


Comparison of Membership Gain/Loss

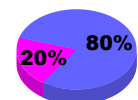
Current Year Compared to the Previous Year



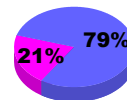
Gender Comparison 2009-2010



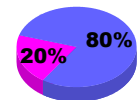
Jul/Aug/Sep



Oct/Nov/Dec



Jan/Feb/Mar



Apr/May/June

Male

Female



2009-2010 GMT Quarterly Report for District (or Undistricted) **District 324C6**

GMT: Adv K G RAMA KRISHNA MUR

Location: INDIA

GMT CA: 6

CLUBS

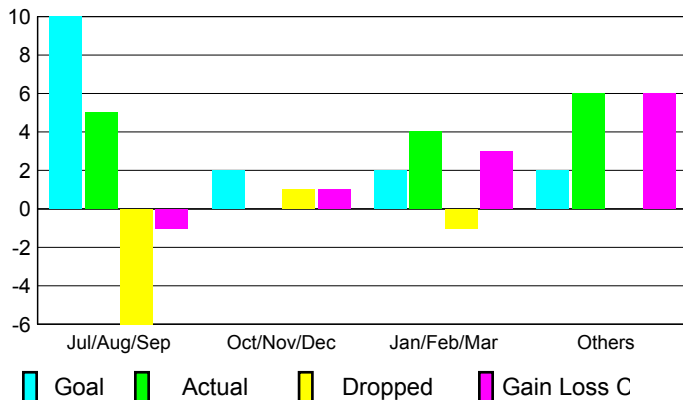
Club Results
2009-2010

Clubs
2008-2009

Month	New Club Goal	Actual New Clubs	Actual Dropped Clubs	Gain/Loss of Clubs	Gain/Loss of Clubs
Jul/Aug/Sep	10	5	-6	-1	1
Oct/Nov/Dec	2	0	1	1	0
Jan/Feb/Mar	2	4	-1	3	1
Apr/May/June	2	6	0	6	7
Totals	16	15	-6	9	9

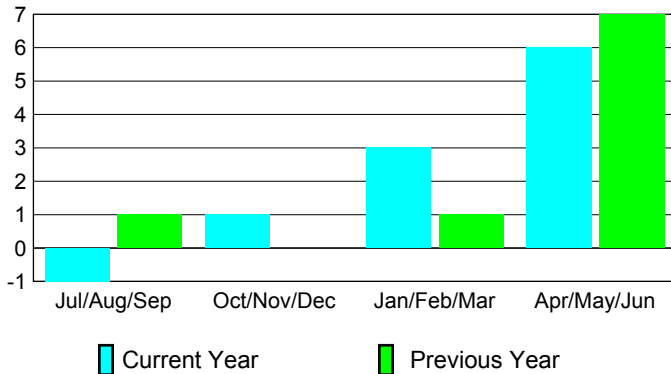
Club Results 2009-2010

Goal, New, Dropped, Gain/Loss



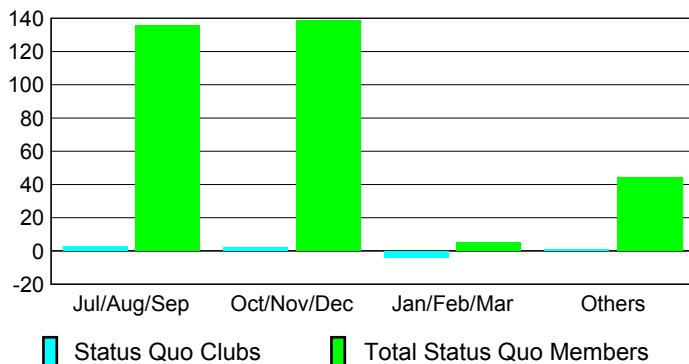
Comparison of Club Gain/Loss

Current Year Compared to the Previous Year



YTD Status Quo Clubs 2009-2010

Status Quo Clubs Compared to Status Quo Members



MEMBERSHIP

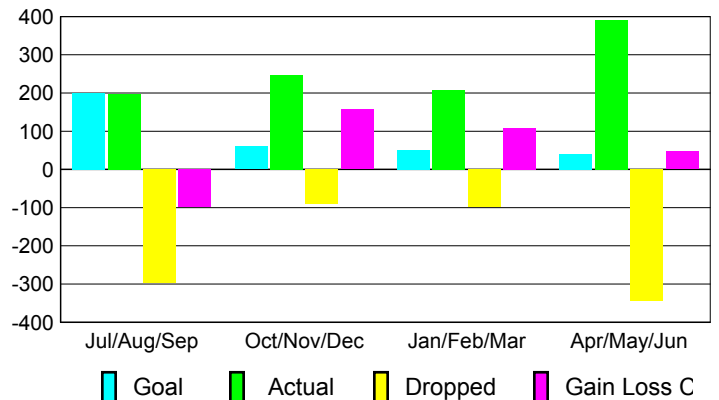
Membership Results
2009-2010

Membership
2008-2009

Month	Net Memb Goal	Actual New Memb	Actual Dropped Memb	Gain/Loss of Memb	Gain/Loss of Memb
Jul/Aug/Sep	200	198	-297	-99	47
Oct/Nov/Dec	60	247	-90	157	21
Jan/Feb/Mar	50	207	-99	108	-28
Apr/May/June	40	392	-345	47	219
Totals	350	1044	-831	213	259

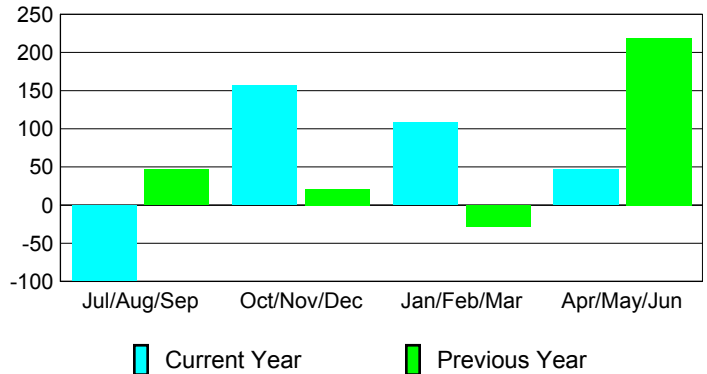
Membership Results 2009-2010

Goal, New, Dropped, Gain/Loss

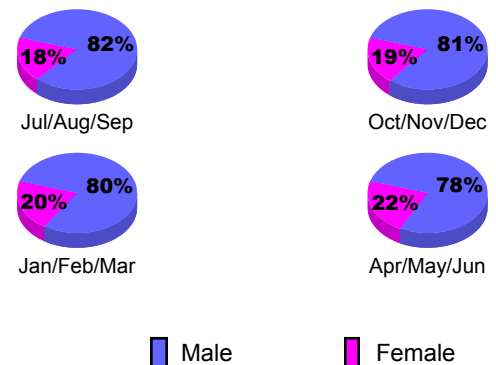


Comparison of Membership Gain/Loss

Current Year Compared to the Previous Year



Gender Comparison 2009-2010





2009-2010 GMT Quarterly Report for District (or Undistricted) **District 324C7**

GMT: Adv K G RAMA KRISHNA MUR

Location: INDIA

GMT CA: 6

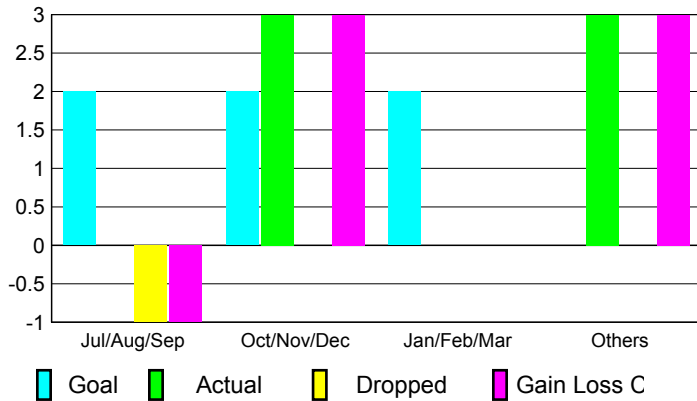
CLUBS

<u>Club Results</u> 2009-2010	<u>Clubs</u> 2008-2009
----------------------------------	---------------------------

Month	New Club Goal	Actual New Clubs	Actual Dropped Clubs	Gain/Loss of Clubs	Gain/Loss of Clubs
Jul/Aug/Sep	2	0	-1	-1	0
Oct/Nov/Dec	2	3	0	3	2
Jan/Feb/Mar	2	0	0	0	2
Apr/May/June	0	3	0	3	2
Totals	6	6	-1	5	6

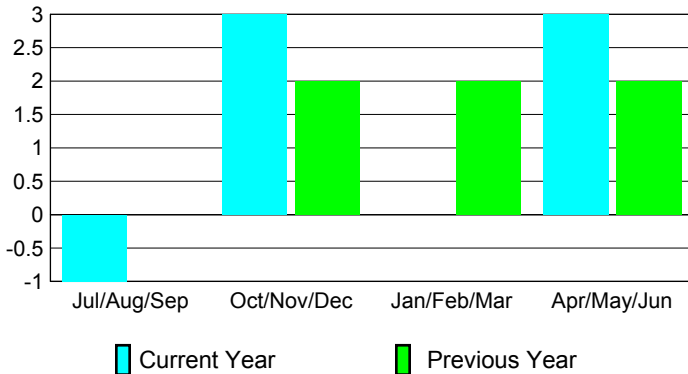
Club Results 2009-2010

Goal, New, Dropped, Gain/Loss



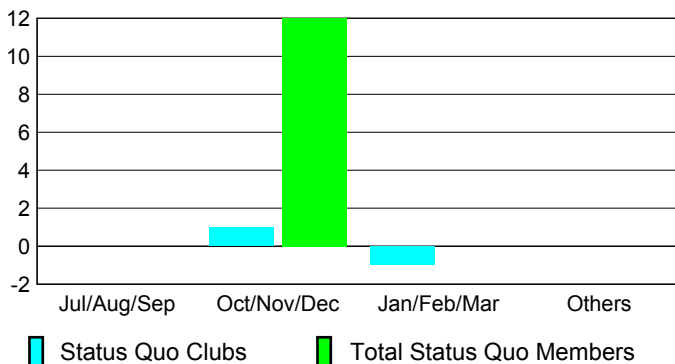
Comparison of Club Gain/Loss

Current Year Compared to the Previous Year



YTD Status Quo Clubs 2009-2010

Status Quo Clubs Compared to Status Quo Members



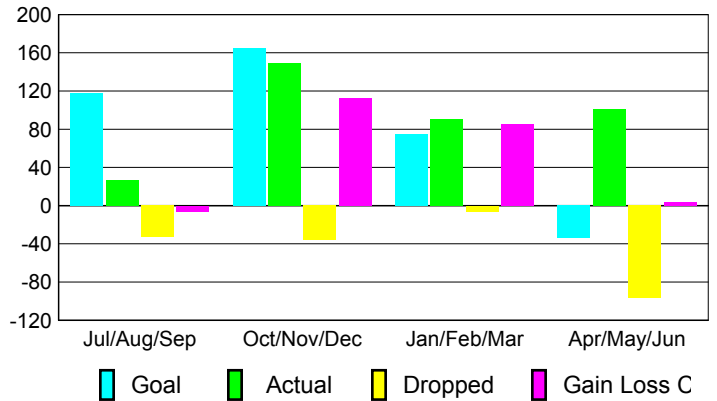
MEMBERSHIP

<u>Membership Results</u> 2009-2010	<u>Membership</u> 2008-2009
--	--------------------------------

Month	Net Memb Goal	Actual New Memb	Actual Dropped Memb	Gain/Loss of Memb	Gain/Loss of Memb
Jul/Aug/Sep	118	27	-33	-6	-3
Oct/Nov/Dec	165	149	-36	113	195
Jan/Feb/Mar	75	91	-6	85	33
Apr/May/June	-34	101	-97	4	-55
Totals	324	368	-172	196	170

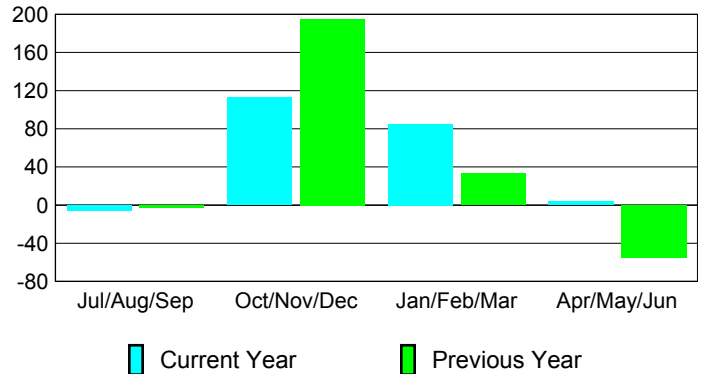
Membership Results 2009-2010

Goal, New, Dropped, Gain/Loss

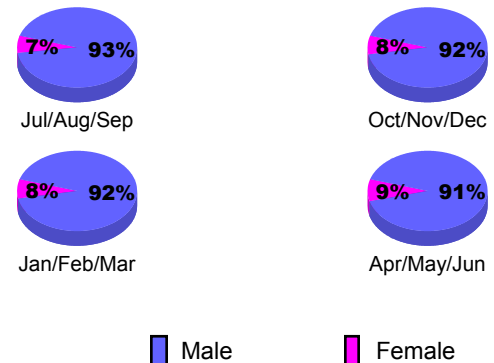


Comparison of Membership Gain/Loss

Current Year Compared to the Previous Year



Gender Comparison 2009-2010





2009-2010 GMT Quarterly Report for District (or Undistricted) **District 324C8**

GMT: Adv K G RAMA KRISHNA MUR

Location: INDIA

GMT CA: 6

CLUBS

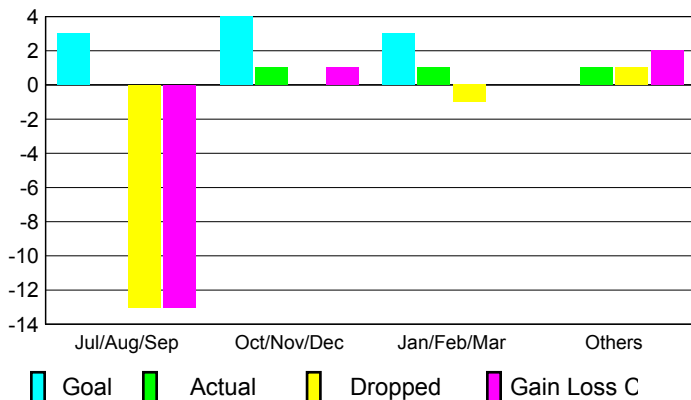
Club Results
2009-2010

Clubs
2008-2009

Month	New Club Goal	Actual New Clubs	Actual Dropped Clubs	Gain/Loss of Clubs	Gain/Loss of Clubs
Jul/Aug/Sep	3	0	-13	-13	0
Oct/Nov/Dec	4	1	0	1	0
Jan/Feb/Mar	3	1	-1	0	3
Apr/May/June	0	1	1	2	0
Totals	10	3	-13	-10	3

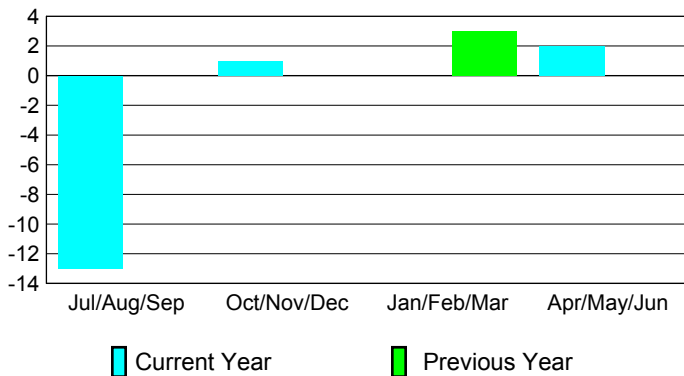
Club Results 2009-2010

Goal, New, Dropped, Gain/Loss



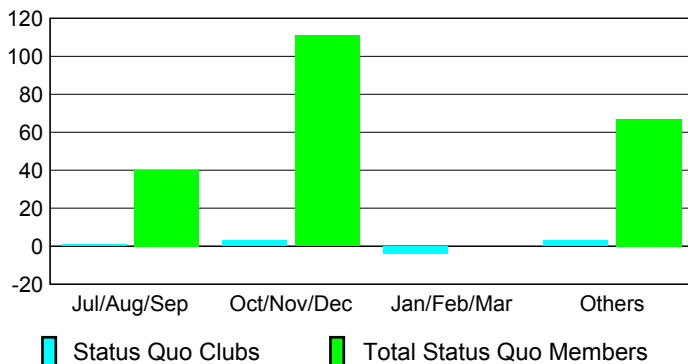
Comparison of Club Gain/Loss

Current Year Compared to the Previous Year



YTD Status Quo Clubs 2009-2010

Status Quo Clubs Compared to Status Quo Members



MEMBERSHIP

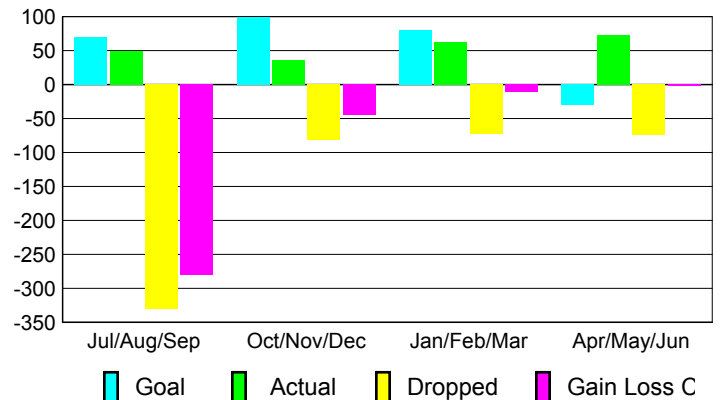
Membership Results
2009-2010

Membership
2008-2009

Month	Net Memb Goal	Actual New Memb	Actual Dropped Memb	Gain/Loss of Memb	Gain/Loss of Memb
Jul/Aug/Sep	70	50	-331	-281	-14
Oct/Nov/Dec	100	36	-81	-45	4
Jan/Feb/Mar	80	62	-73	-11	172
Apr/May/June	-30	73	-75	-2	-61
Totals	220	221	-560	-339	101

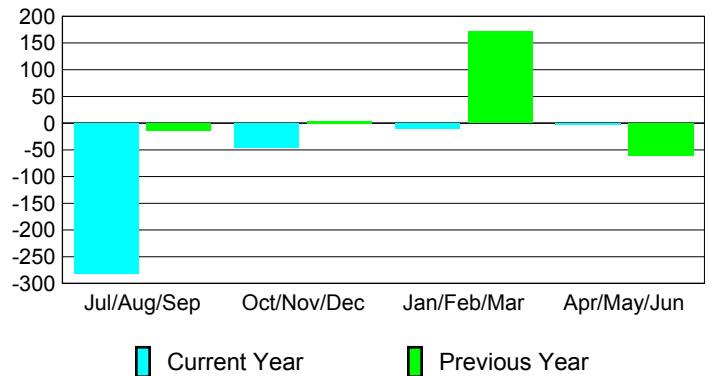
Membership Results 2009-2010

Goal, New, Dropped, Gain/Loss

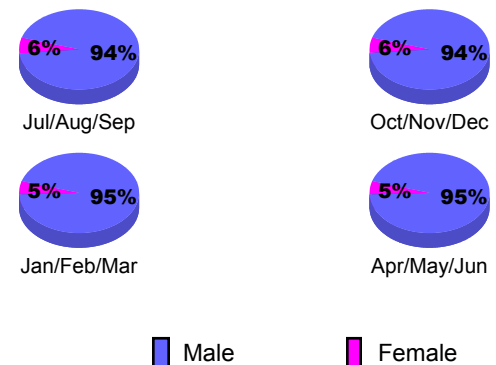


Comparison of Membership Gain/Loss

Current Year Compared to the Previous Year



Gender Comparison 2009-2010





2009-2010 GMT Quarterly Report for District (or Undistricted) **District 324C9**

GMT: Adv K G RAMA KRISHNA MUR

Location: INDIA

GMT CA: 6

CLUBS

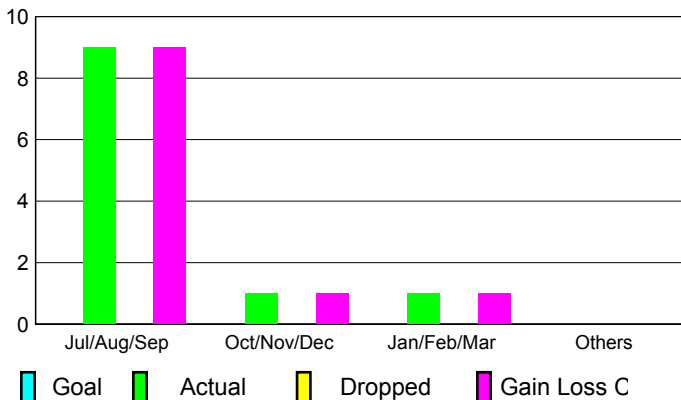
Club Results
2009-2010

Clubs
2008-2009

Month	New Club Goal	Actual New Clubs	Actual Dropped Clubs	Gain/Loss of Clubs	Gain/Loss of Clubs
Jul/Aug/Sep		9	0	9	0
Oct/Nov/Dec		1	0	1	0
Jan/Feb/Mar		1	0	1	0
Apr/May/June		0	0	0	1
Totals		11	0	11	1

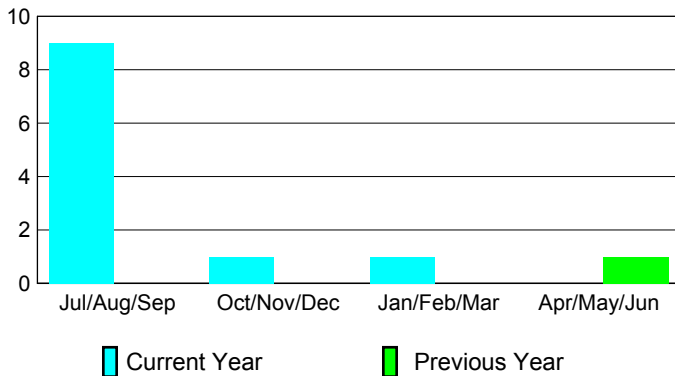
Club Results 2009-2010

Goal, New, Dropped, Gain/Loss



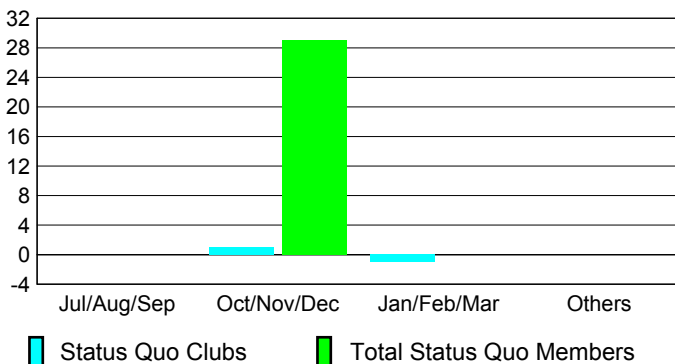
Comparison of Club Gain/Loss

Current Year Compared to the Previous Year



YTD Status Quo Clubs 2009-2010

Status Quo Clubs Compared to Status Quo Members



MEMBERSHIP

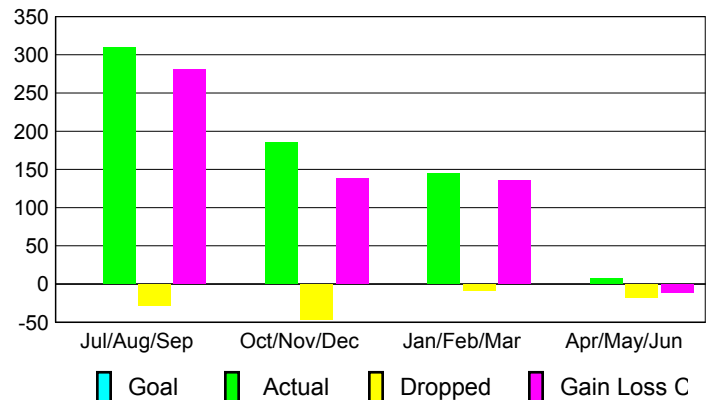
Membership Results
2009-2010

Membership
2008-2009

Month	Net Memb Goal	Actual New Memb	Actual Dropped Memb	Gain/Loss of Memb	Gain/Loss of Memb
Jul/Aug/Sep		309	-28	281	5
Oct/Nov/Dec		185	-47	138	1
Jan/Feb/Mar		145	-9	136	0
Apr/May/June		7	-18	-11	9
Totals		646	-102	544	15

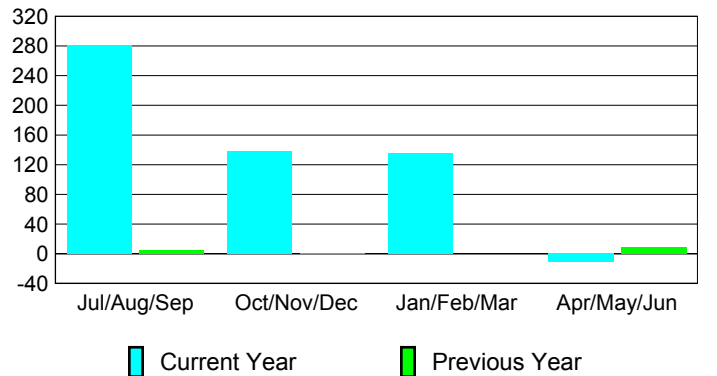
Membership Results 2009-2010

Goal, New, Dropped, Gain/Loss

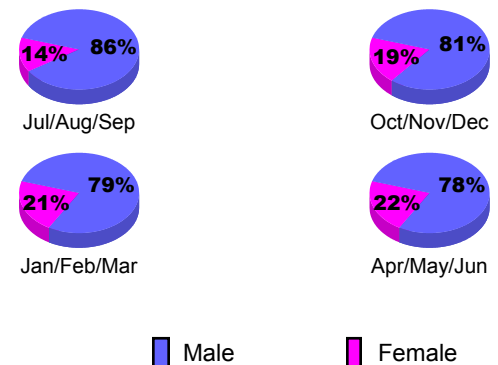


Comparison of Membership Gain/Loss

Current Year Compared to the Previous Year



Gender Comparison 2009-2010





2009-2010 GMT Quarterly Report for District (or Undistricted) **District 324D1 INDIA**

GMT: **Adv K G RAMA KRISHNA MUR**

Location: **INDIA**

GMT CA: **6**

CLUBS

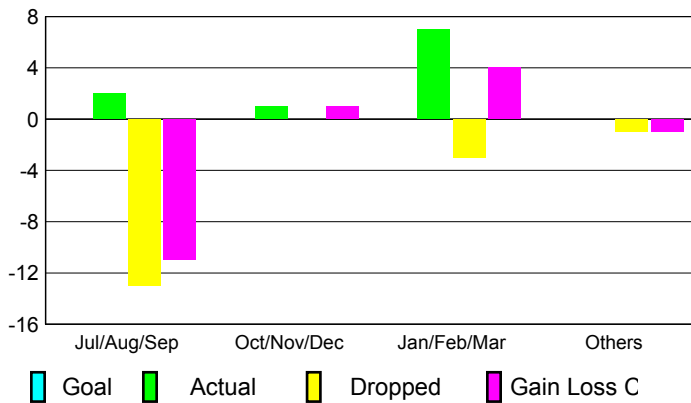
Club Results
2009-2010

Clubs
2008-2009

Month	New Club Goal	Actual New Clubs	Actual Dropped Clubs	Gain/Loss of Clubs	Gain/Loss of Clubs
Jul/Aug/Sep		2	-13	-11	5
Oct/Nov/Dec		1	0	1	3
Jan/Feb/Mar		7	-3	4	4
Apr/May/June		0	-1	-1	4
Totals		10	-17	-7	16

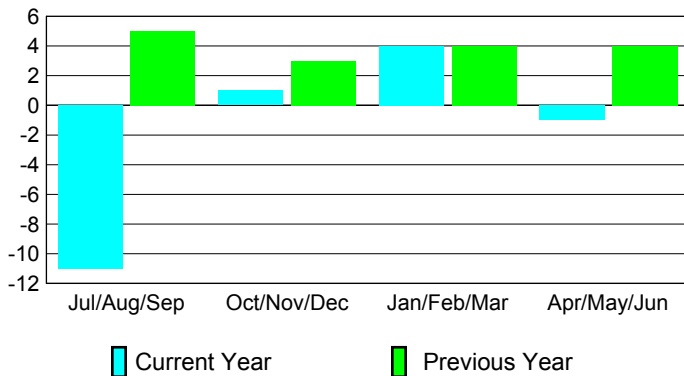
Club Results 2009-2010

Goal, New, Dropped, Gain/Loss



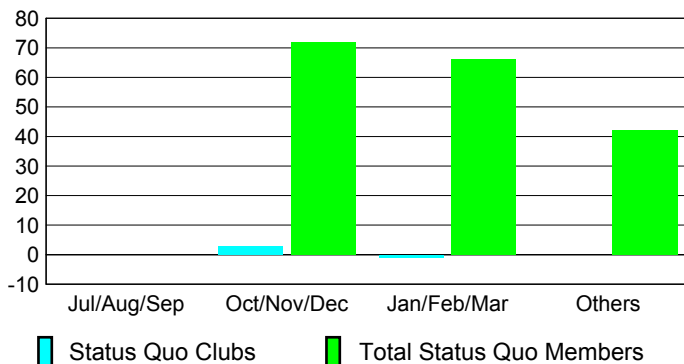
Comparison of Club Gain/Loss

Current Year Compared to the Previous Year



YTD Status Quo Clubs 2009-2010

Status Quo Clubs Compared to Status Quo Members



MEMBERSHIP

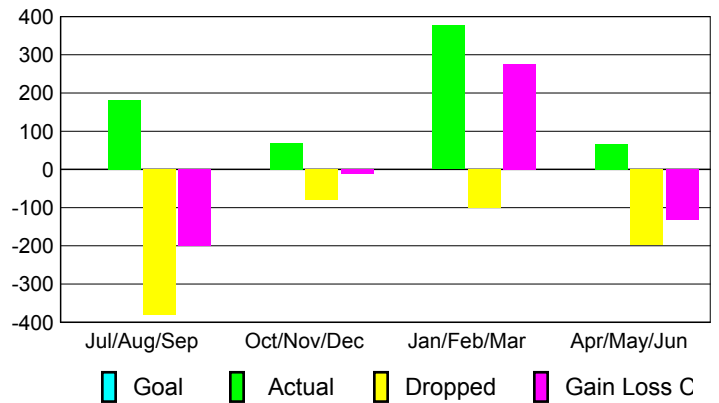
Membership Results
2009-2010

Membership
2008-2009

Month	Net Memb Goal	Actual New Memb	Actual Dropped Memb	Gain/Loss of Memb	Gain/Loss of Memb
Jul/Aug/Sep		181	-382	-201	176
Oct/Nov/Dec		69	-80	-11	36
Jan/Feb/Mar		377	-101	276	157
Apr/May/June		66	-197	-131	20
Totals		693	-760	-67	389

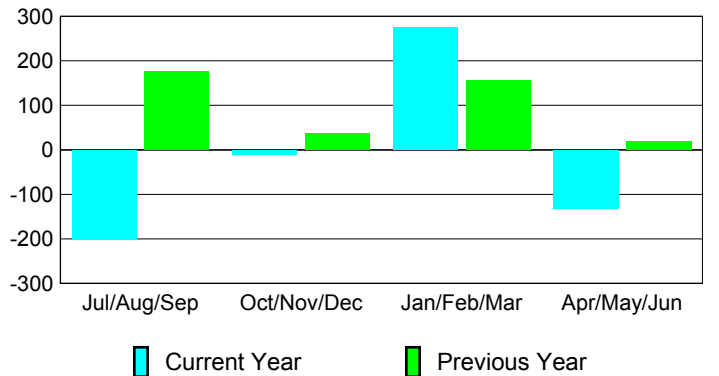
Membership Results 2009-2010

Goal, New, Dropped, Gain/Loss

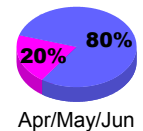
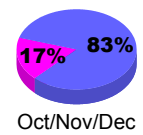
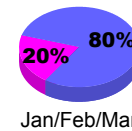
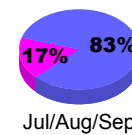


Comparison of Membership Gain/Loss

Current Year Compared to the Previous Year



Gender Comparison 2009-2010



Male

Female



2009-2010 GMT Quarterly Report for District (or Undistricted) **District 324D2 INDIA**

GMT: **Adv K G RAMA KRISHNA MUR**

Location: **INDIA**

GMT CA: **6**

CLUBS

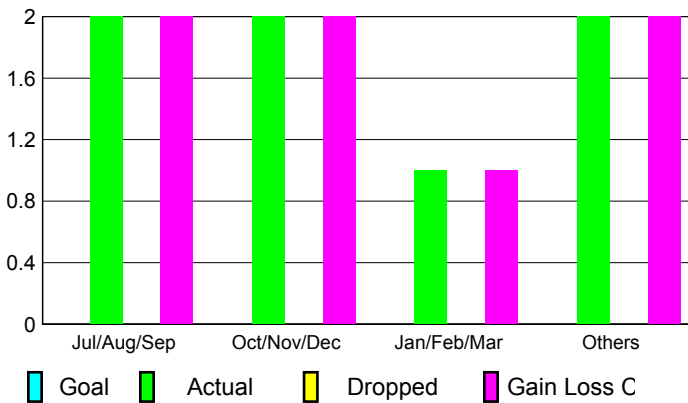
Club Results
2009-2010

Clubs
2008-2009

Month	New Club Goal	Actual New Clubs	Actual Dropped Clubs	Gain/Loss of Clubs	Gain/Loss of Clubs
Jul/Aug/Sep		2	0	2	1
Oct/Nov/Dec		2	0	2	0
Jan/Feb/Mar		1	0	1	1
Apr/May/June		2	0	2	0
Totals		7	0	7	2

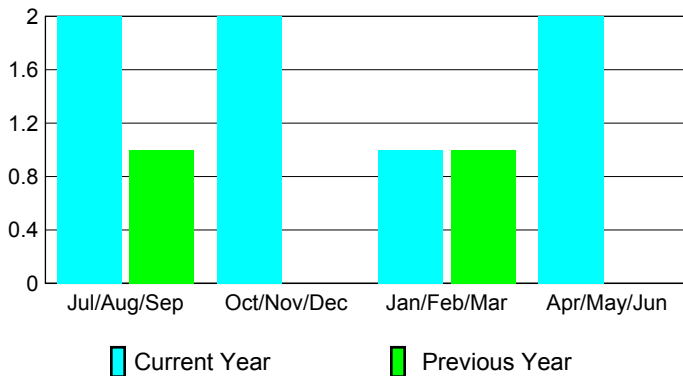
Club Results 2009-2010

Goal, New, Dropped, Gain/Loss



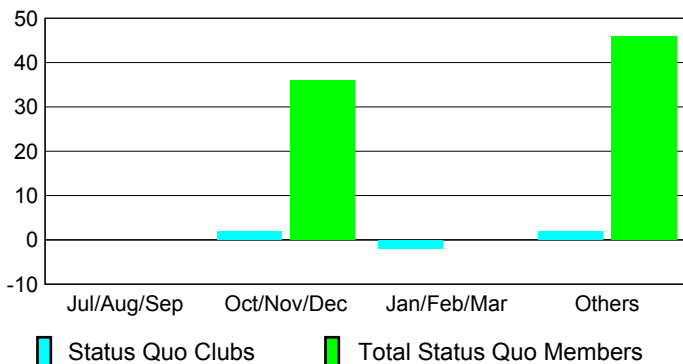
Comparison of Club Gain/Loss

Current Year Compared to the Previous Year



YTD Status Quo Clubs 2009-2010

Status Quo Clubs Compared to Status Quo Members



MEMBERSHIP

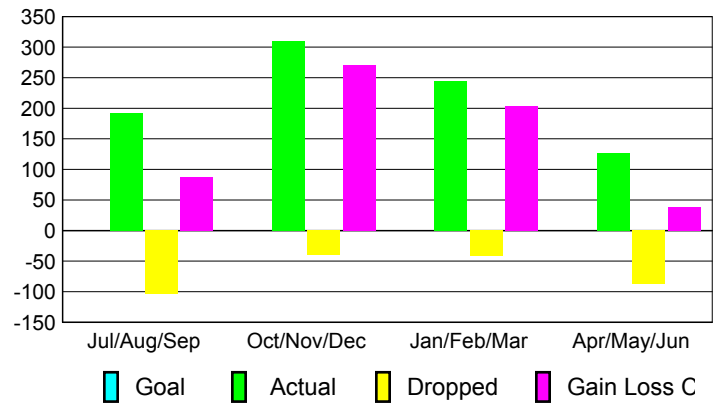
Membership Results
2009-2010

Membership
2008-2009

Month	Net Memb Goal	Actual New Memb	Actual Dropped Memb	Gain/Loss of Memb	Gain/Loss of Memb
Jul/Aug/Sep		192	-104	88	-22
Oct/Nov/Dec		310	-40	270	31
Jan/Feb/Mar		244	-41	203	82
Apr/May/June		126	-88	38	-18
Totals		872	-273	599	73

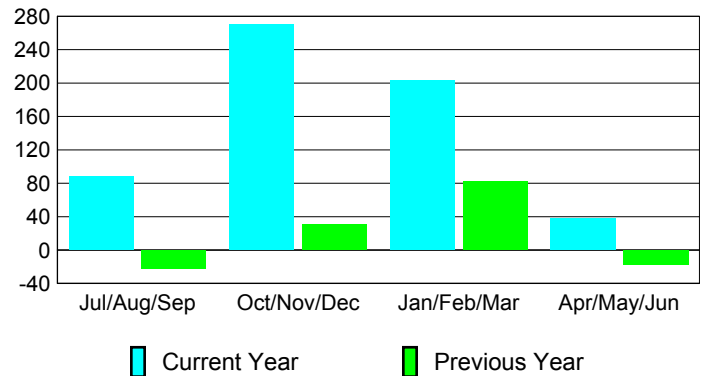
Membership Results 2009-2010

Goal, New, Dropped, Gain/Loss

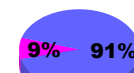


Comparison of Membership Gain/Loss

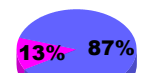
Current Year Compared to the Previous Year



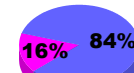
Gender Comparison 2009-2010



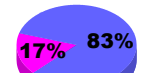
Jul/Aug/Sep



Oct/Nov/Dec



Jan/Feb/Mar



Apr/May/June

Male

Female



2009-2010 GMT Quarterly Report for District (or Undistricted) **District 324D4**

GMT: **Adv K G RAMA KRISHNA MUR**

Location: **INDIA**

GMT CA: **6**

CLUBS

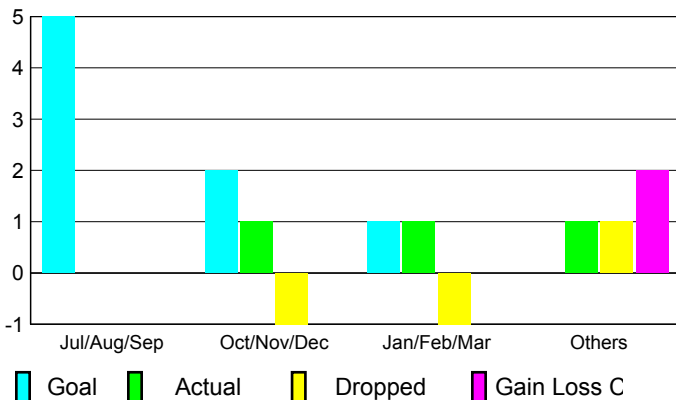
Club Results
2009-2010

Clubs
2008-2009

Month	New Club Goal	Actual New Clubs	Actual Dropped Clubs	Gain/Loss of Clubs	Gain/Loss of Clubs
Jul/Aug/Sep	5	0	0	0	0
Oct/Nov/Dec	2	1	-1	0	0
Jan/Feb/Mar	1	1	-1	0	0
Apr/May/Jun	0	1	1	2	1
Totals	8	3	-1	2	1


Club Results 2009-2010

Goal, New, Dropped, Gain/Loss



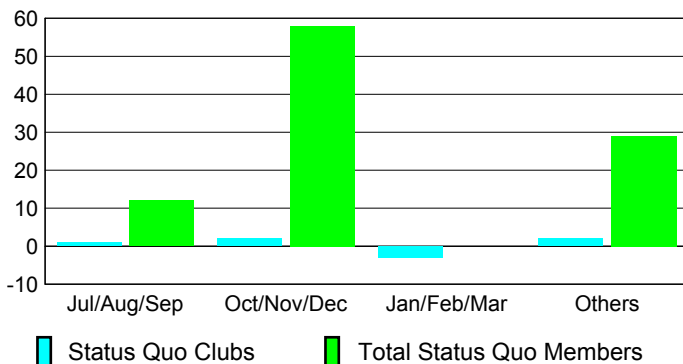
Comparison of Club Gain/Loss

Current Year Compared to the Previous Year



YTD Status Quo Clubs 2009-2010

Status Quo Clubs Compared to Status Quo Members



MEMBERSHIP

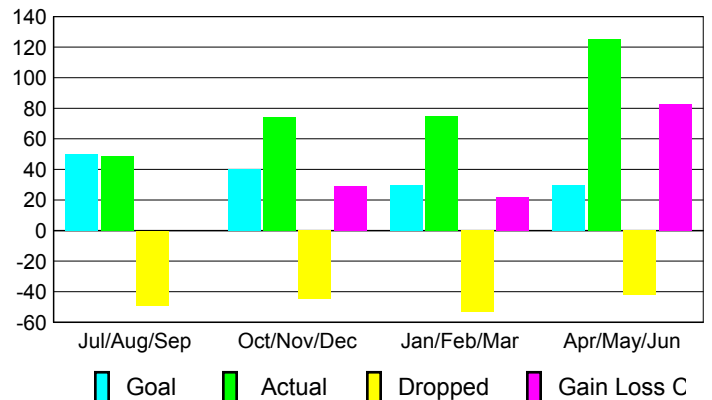
Membership Results
2009-2010

Membership
2008-2009

Month	Net Memb Goal	Actual New Memb	Actual Dropped Memb	Gain/Loss of Memb	Gain/Loss of Memb
Jul/Aug/Sep	50	49	-49	0	-14
Oct/Nov/Dec	40	74	-45	29	28
Jan/Feb/Mar	30	75	-53	22	30
Apr/May/Jun	30	125	-42	83	0
Totals	150	323	-189	134	44

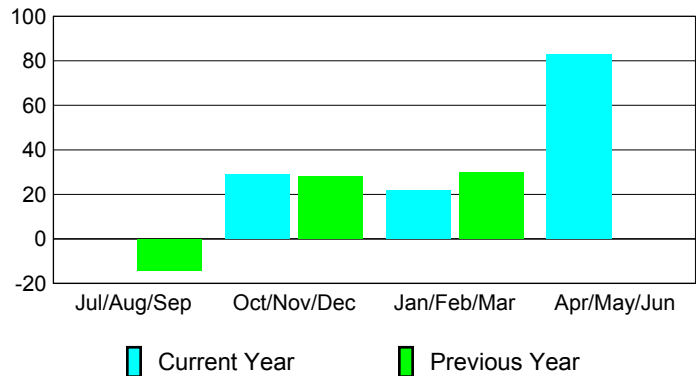
Membership Results 2009-2010

Goal, New, Dropped, Gain/Loss

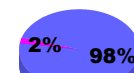


Comparison of Membership Gain/Loss

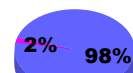
Current Year Compared to the Previous Year



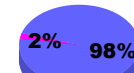
Gender Comparison 2009-2010



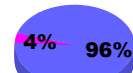
Jul/Aug/Sep



Oct/Nov/Dec



Jan/Feb/Mar



Apr/May/Jun

Male

Female



2009-2010 GMT Quarterly Report for District (or Undistricted) **District 324D5**

GMT: Adv K G RAMA KRISHNA MUR

Location: INDIA

GMT CA: 6

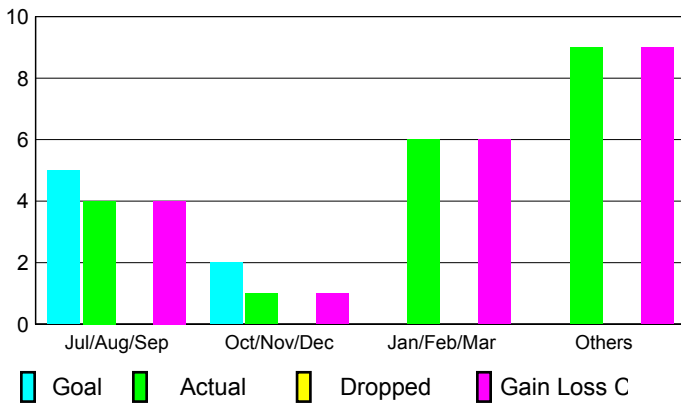
CLUBS

<u>Club Results</u> 2009-2010	<u>Clubs</u> 2008-2009
----------------------------------	---------------------------

Month	New Club Goal	Actual New Clubs	Actual Dropped Clubs	Gain/Loss of Clubs	Gain/Loss of Clubs
Jul/Aug/Sep	5	4	0	4	0
Oct/Nov/Dec	2	1	0	1	0
Jan/Feb/Mar	0	6	0	6	0
Apr/May/June	0	9	0	9	0
Totals	7	20	0	20	0

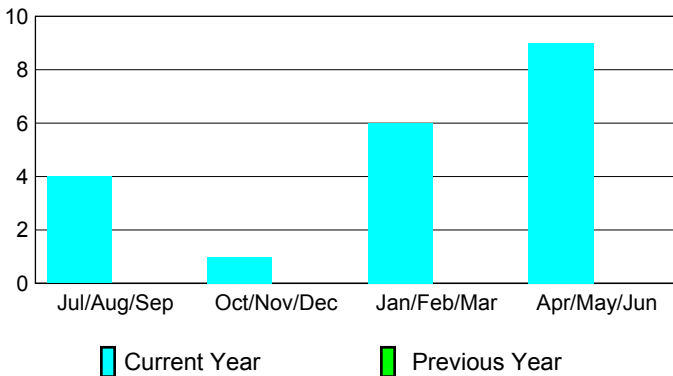
Club Results 2009-2010

Goal, New, Dropped, Gain/Loss



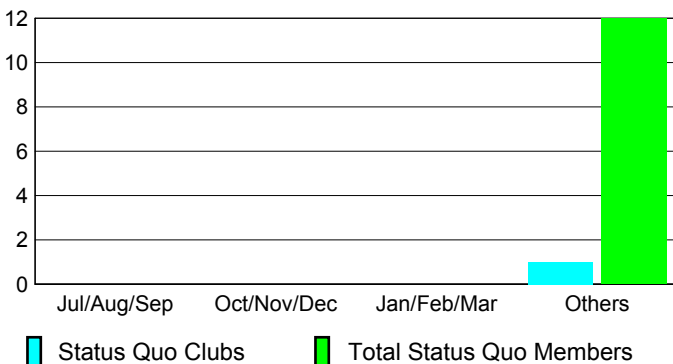
Comparison of Club Gain/Loss

Current Year Compared to the Previous Year



YTD Status Quo Clubs 2009-2010

Status Quo Clubs Compared to Status Quo Members



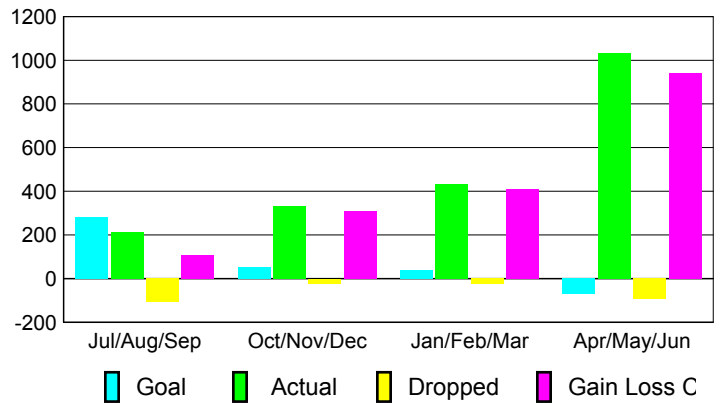
MEMBERSHIP

<u>Membership Results</u> 2009-2010	<u>Membership</u> 2008-2009
--	--------------------------------

Month	Net Memb Goal	Actual New Memb	Actual Dropped Memb	Gain/Loss of Memb	Gain/Loss of Memb
Jul/Aug/Sep	280	213	-106	107	-20
Oct/Nov/Dec	50	331	-23	308	-13
Jan/Feb/Mar	40	434	-26	408	23
Apr/May/June	-70	1035	-95	940	-63
Totals	300	2013	-250	1763	-73

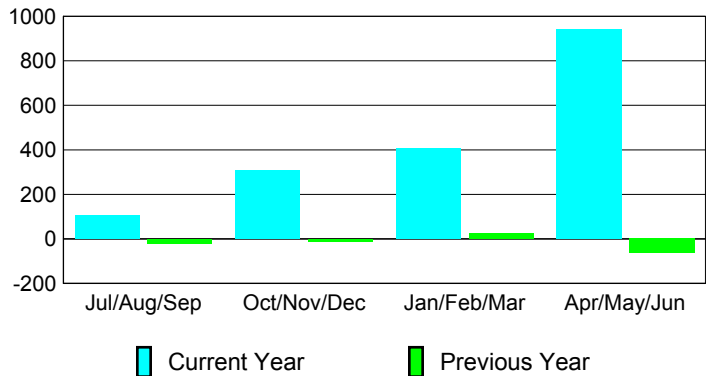
Membership Results 2009-2010

Goal, New, Dropped, Gain/Loss

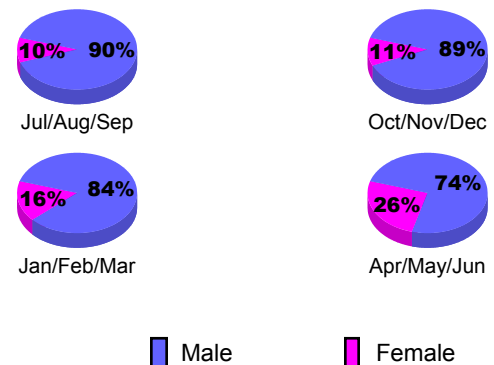


Comparison of Membership Gain/Loss

Current Year Compared to the Previous Year



Gender Comparison 2009-2010





2009-2010 GMT Quarterly Report for District (or Undistricted) **District 324D6**

GMT: Adv K G RAMA KRISHNA MUR

Location: INDIA

GMT CA: 6

CLUBS

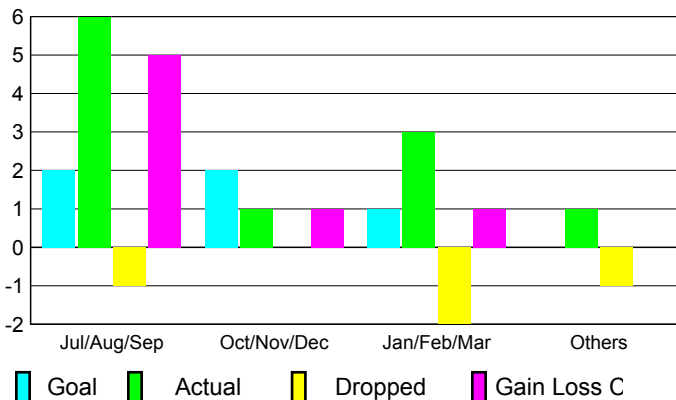
Club Results
2009-2010

Clubs
2008-2009

Month	New Club Goal	Actual New Clubs	Actual Dropped Clubs	Gain/Loss of Clubs	Gain/Loss of Clubs
Jul/Aug/Sep	2	6	-1	5	0
Oct/Nov/Dec	2	1	0	1	3
Jan/Feb/Mar	1	3	-2	1	1
Apr/May/June	0	1	-1	0	2
Totals	5	11	-4	7	6

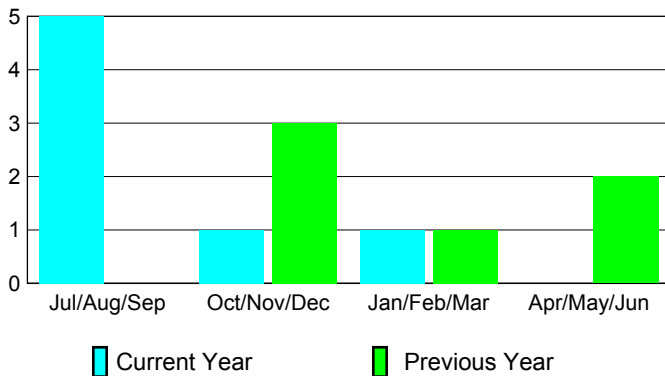
Club Results 2009-2010

Goal, New, Dropped, Gain/Loss



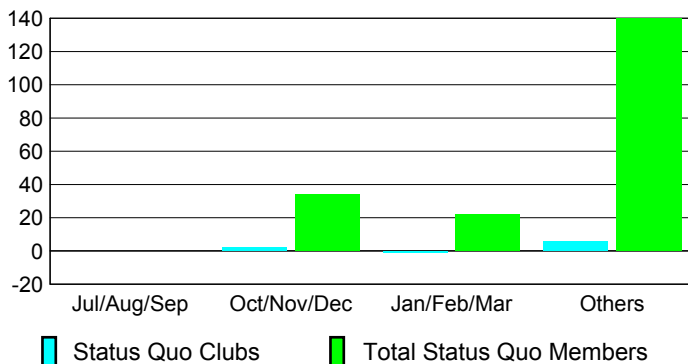
Comparison of Club Gain/Loss

Current Year Compared to the Previous Year



YTD Status Quo Clubs 2009-2010

Status Quo Clubs Compared to Status Quo Members



MEMBERSHIP

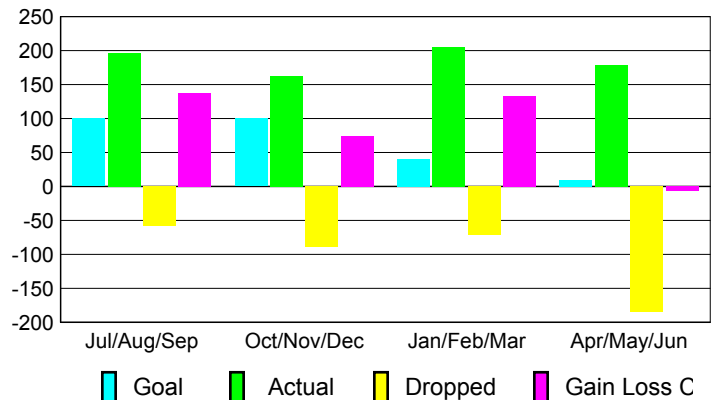
Membership Results
2009-2010

Membership
2008-2009

Month	Net Memb Goal	Actual New Memb	Actual Dropped Memb	Gain/Loss of Memb	Gain/Loss of Memb
Jul/Aug/Sep	100	196	-58	138	12
Oct/Nov/Dec	100	163	-89	74	163
Jan/Feb/Mar	40	205	-72	133	69
Apr/May/June	10	178	-185	-7	-123
Totals	250	742	-404	338	121

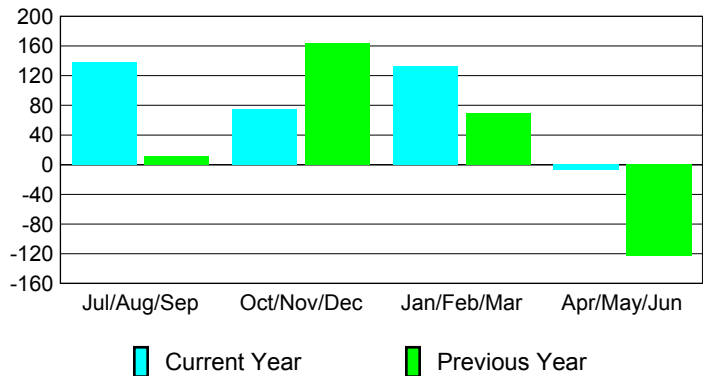
Membership Results 2009-2010

Goal, New, Dropped, Gain/Loss

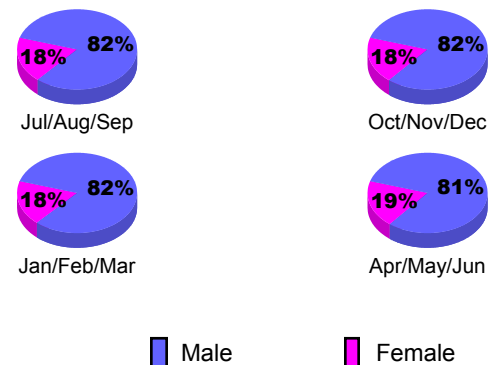


Comparison of Membership Gain/Loss

Current Year Compared to the Previous Year



Gender Comparison 2009-2010





2009-2010 GMT Quarterly Report for District (or Undistricted) **District 324E1**

GMT: **Adv K G RAMA KRISHNA MUR**

Location: **INDIA**

GMT CA: **6**

CLUBS

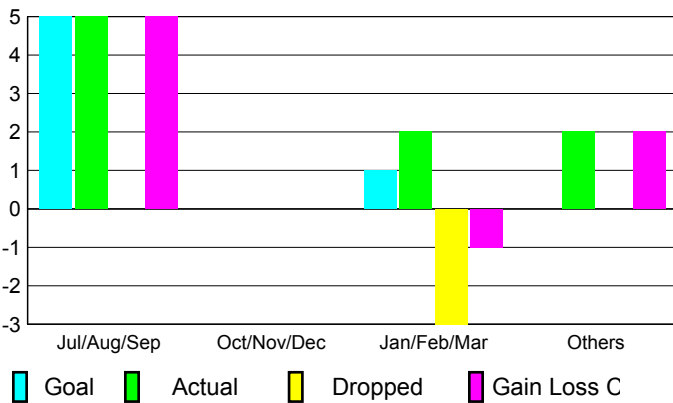
Club Results
2009-2010

Clubs
2008-2009

Month	New Club Goal	Actual New Clubs	Actual Dropped Clubs	Gain/Loss of Clubs	Gain/Loss of Clubs
Jul/Aug/Sep	5	5	0	5	1
Oct/Nov/Dec	0	0	0	0	0
Jan/Feb/Mar	1	2	-3	-1	1
Apr/May/June	0	2	0	2	2
Totals	6	9	-3	6	4

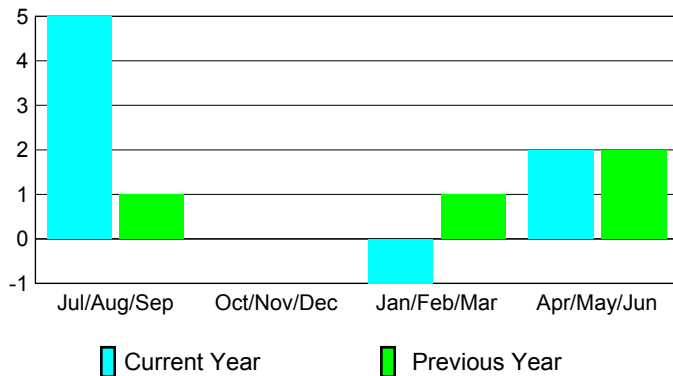
Club Results 2009-2010

Goal, New, Dropped, Gain/Loss



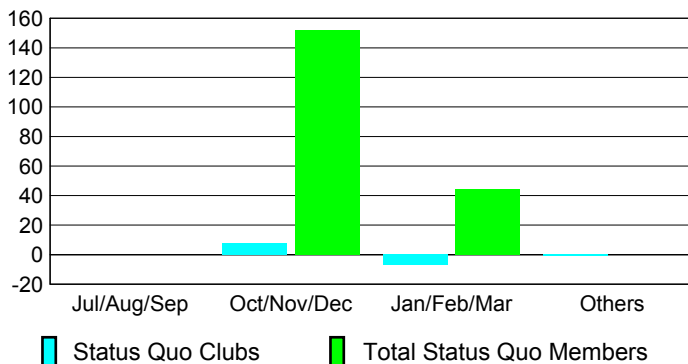
Comparison of Club Gain/Loss

Current Year Compared to the Previous Year



YTD Status Quo Clubs 2009-2010

Status Quo Clubs Compared to Status Quo Members



MEMBERSHIP

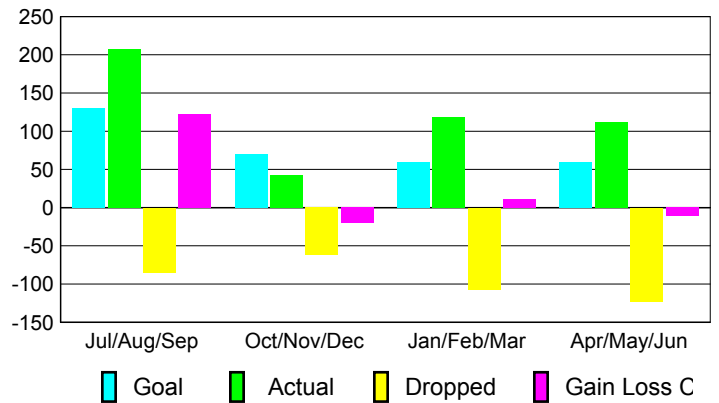
Membership Results
2009-2010

Membership
2008-2009

Month	Net Memb Goal	Actual New Memb	Actual Dropped Memb	Gain/Loss of Memb	Gain/Loss of Memb
Jul/Aug/Sep	130	207	-85	122	74
Oct/Nov/Dec	70	42	-62	-20	44
Jan/Feb/Mar	60	118	-107	11	103
Apr/May/June	60	112	-123	-11	-12
Totals	320	479	-377	102	209

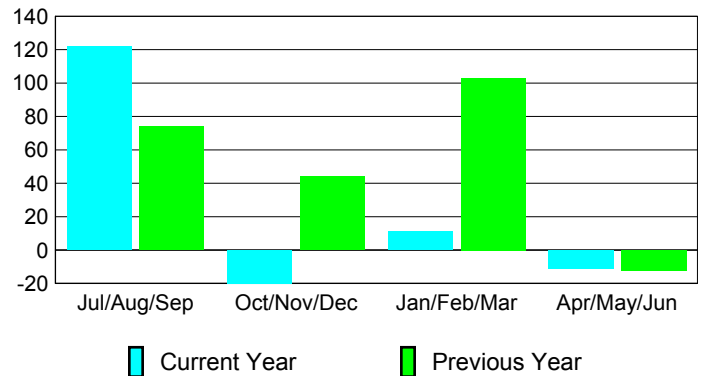
Membership Results 2009-2010

Goal, New, Dropped, Gain/Loss

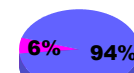


Comparison of Membership Gain/Loss

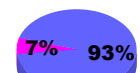
Current Year Compared to the Previous Year



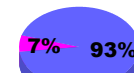
Gender Comparison 2009-2010



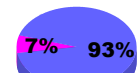
Jul/Aug/Sep



Oct/Nov/Dec



Jan/Feb/Mar



Apr/May/June

Male

Female



2009-2010 GMT Quarterly Report for District (or Undistricted) **District 324E2**

GMT: Adv K G RAMA KRISHNA MUR

Location: INDIA

GMT CA: 6

CLUBS

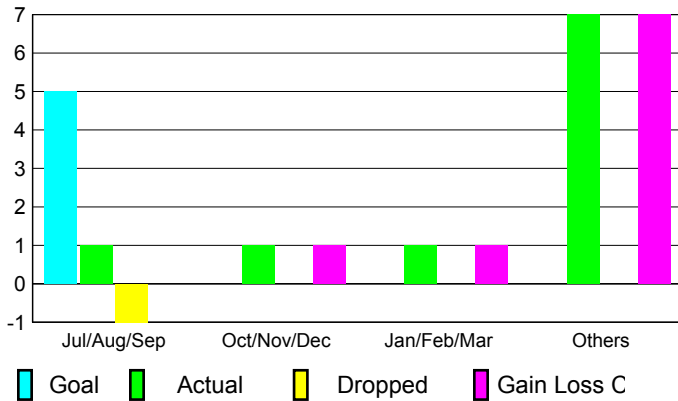
Club Results
2009-2010

Clubs
2008-2009

Month	New Club Goal	Actual New Clubs	Actual Dropped Clubs	Gain/Loss of Clubs	Gain/Loss of Clubs
Jul/Aug/Sep	5	1	-1	0	0
Oct/Nov/Dec	0	1	0	1	0
Jan/Feb/Mar	0	1	0	1	-1
Apr/May/June	0	7	0	7	5
Totals	5	10	-1	9	4

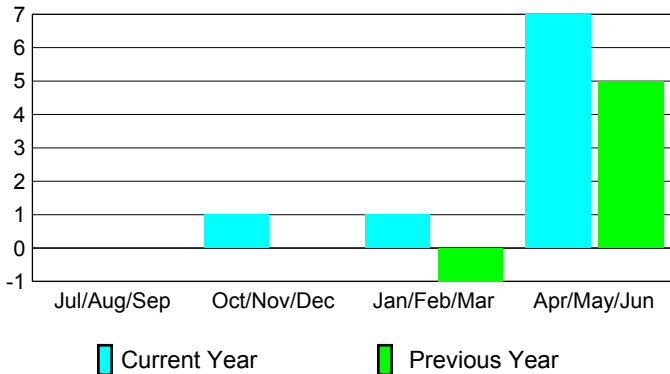
Club Results 2009-2010

Goal, New, Dropped, Gain/Loss



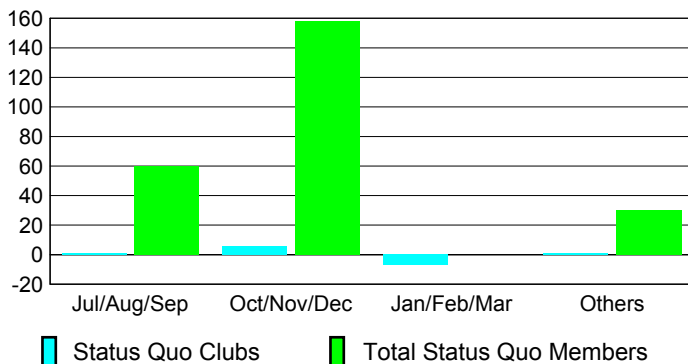
Comparison of Club Gain/Loss

Current Year Compared to the Previous Year



YTD Status Quo Clubs 2009-2010

Status Quo Clubs Compared to Status Quo Members



MEMBERSHIP

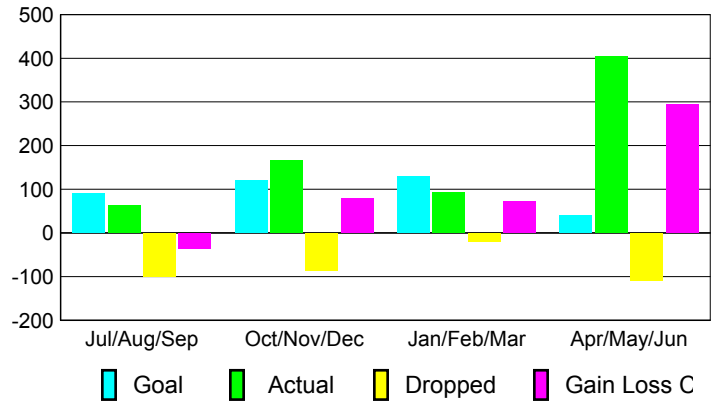
Membership Results
2009-2010

Membership
2008-2009

Month	Net Memb Goal	Actual New Memb	Actual Dropped Memb	Gain/Loss of Memb	Gain/Loss of Memb
Jul/Aug/Sep	90	64	-100	-36	4
Oct/Nov/Dec	120	166	-86	80	34
Jan/Feb/Mar	130	92	-19	73	59
Apr/May/June	40	403	-109	294	200
Totals	380	725	-314	411	297

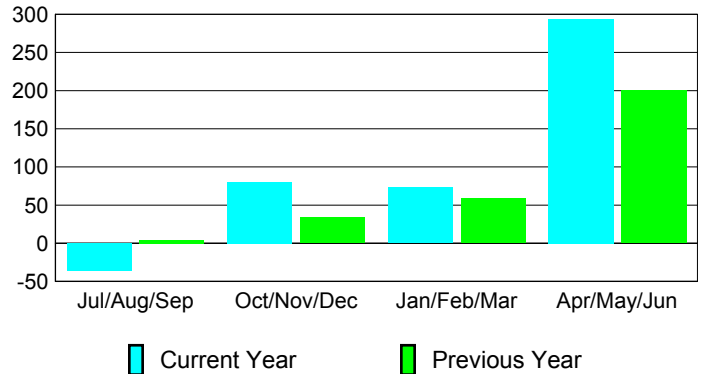
Membership Results 2009-2010

Goal, New, Dropped, Gain/Loss

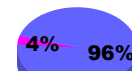


Comparison of Membership Gain/Loss

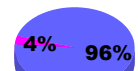
Current Year Compared to the Previous Year



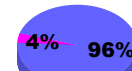
Gender Comparison 2009-2010



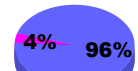
Jul/Aug/Sep



Oct/Nov/Dec



Jan/Feb/Mar



Apr/May/June

Male

Female



2009-2010 GMT Quarterly Report for District (or Undistricted) **District 324E3**

GMT: **Adv K G RAMA KRISHNA MUR**

Location: **INDIA**

GMT CA: **6**

CLUBS

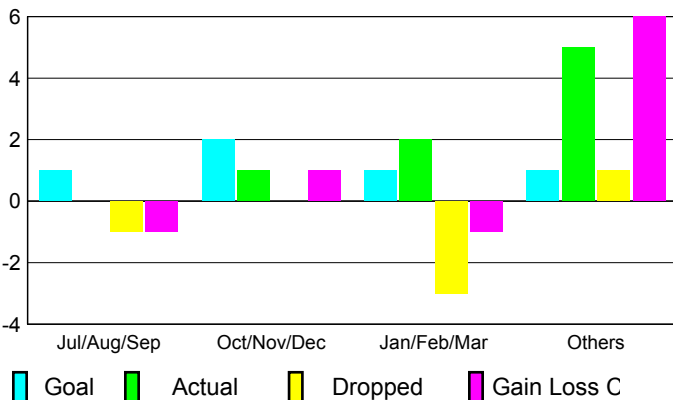
Club Results
2009-2010

Clubs
2008-2009

Month	New Club Goal	Actual New Clubs	Actual Dropped Clubs	Gain/Loss of Clubs	Gain/Loss of Clubs
Jul/Aug/Sep	1	0	-1	-1	2
Oct/Nov/Dec	2	1	0	1	1
Jan/Feb/Mar	1	2	-3	-1	1
Apr/May/June	1	5	1	6	1
Totals	5	8	-3	5	5

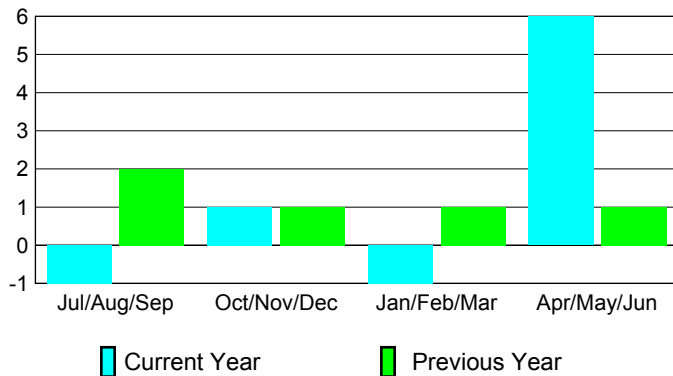
Club Results 2009-2010

Goal, New, Dropped, Gain/Loss



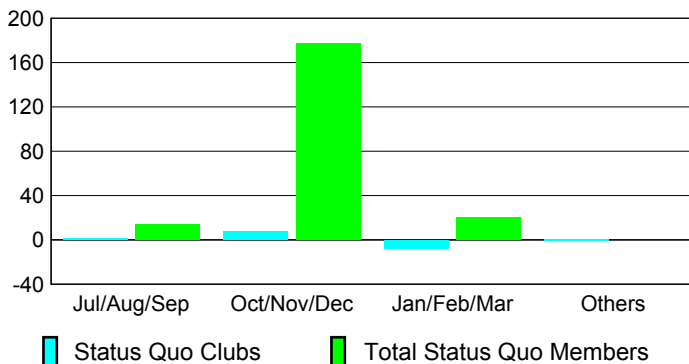
Comparison of Club Gain/Loss

Current Year Compared to the Previous Year



YTD Status Quo Clubs 2009-2010

Status Quo Clubs Compared to Status Quo Members



MEMBERSHIP

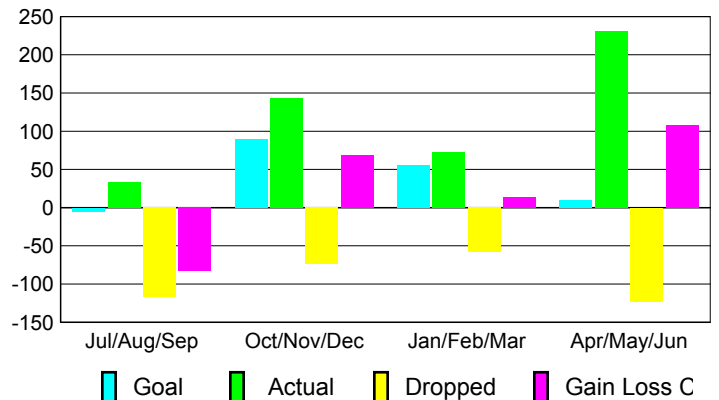
Membership Results
2009-2010

Membership
2008-2009

Month	Net Memb Goal	Actual New Memb	Actual Dropped Memb	Gain/Loss of Memb	Gain/Loss of Memb
Jul/Aug/Sep	-5	34	-117	-83	26
Oct/Nov/Dec	90	143	-74	69	-12
Jan/Feb/Mar	55	72	-58	14	57
Apr/May/June	10	231	-123	108	17
Totals	150	480	-372	108	88

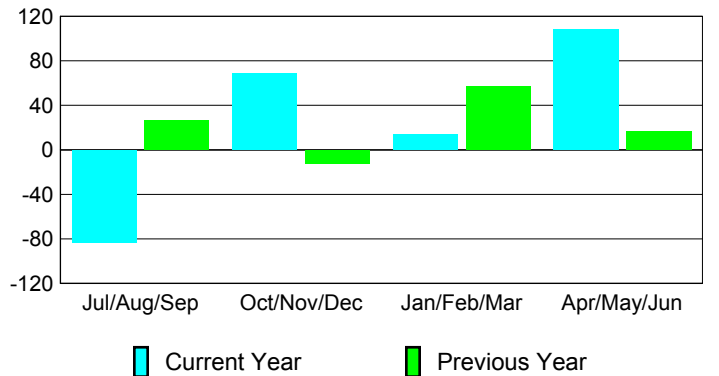
Membership Results 2009-2010

Goal, New, Dropped, Gain/Loss

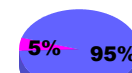


Comparison of Membership Gain/Loss

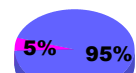
Current Year Compared to the Previous Year



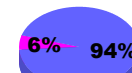
Gender Comparison 2009-2010



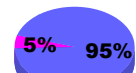
Jul/Aug/Sep



Oct/Nov/Dec



Jan/Feb/Mar



Apr/May/June

Male

Female



2009-2010 GMT Quarterly Report for District (or Undistricted) **District 324E4**

GMT: **Adv K G RAMA KRISHNA MUR**

Location: **INDIA**

GMT CA: **6**

CLUBS

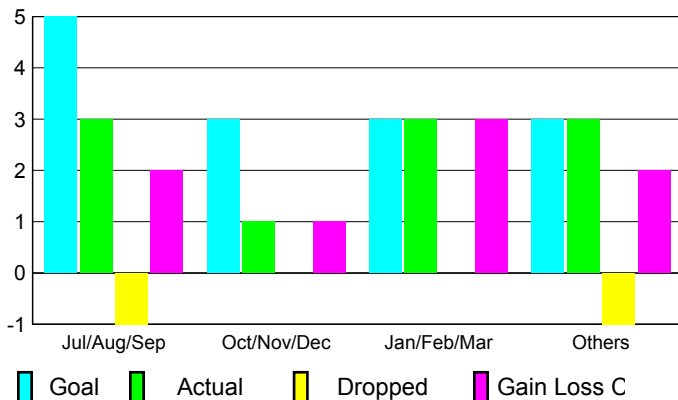
Club Results
2009-2010

Clubs
2008-2009

Month	New Club Goal	Actual New Clubs	Actual Dropped Clubs	Gain/Loss of Clubs	Gain/Loss of Clubs
Jul/Aug/Sep	5	3	-1	2	3
Oct/Nov/Dec	3	1	0	1	2
Jan/Feb/Mar	3	3	0	3	2
Apr/May/June	3	3	-1	2	6
Totals	14	10	-2	8	13

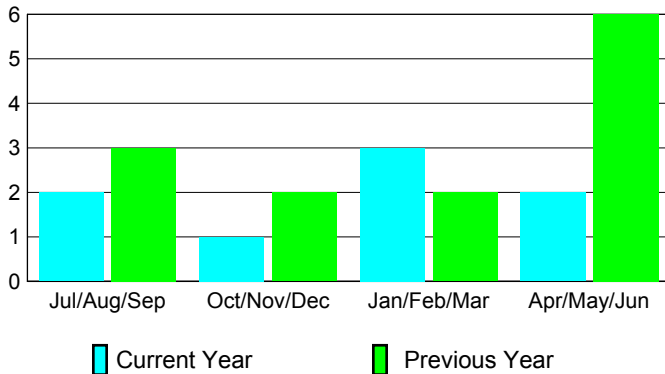
Club Results 2009-2010

Goal, New, Dropped, Gain/Loss



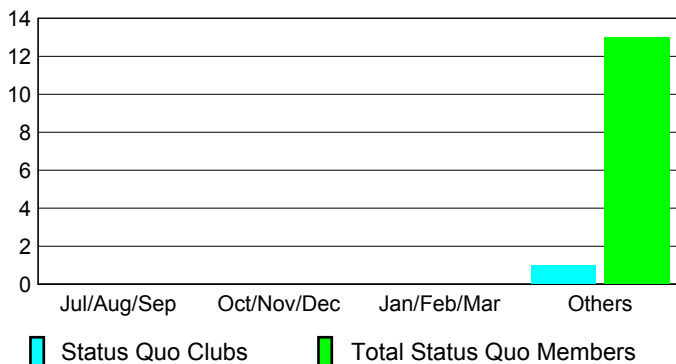
Comparison of Club Gain/Loss

Current Year Compared to the Previous Year



YTD Status Quo Clubs 2009-2010

Status Quo Clubs Compared to Status Quo Members



MEMBERSHIP

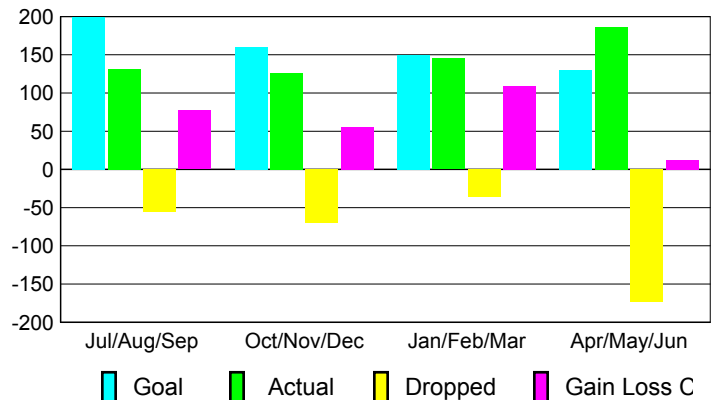
Membership Results
2009-2010

Membership
2008-2009

Month	Net Memb Goal	Actual New Memb	Actual Dropped Memb	Gain/Loss of Memb	Gain/Loss of Memb
Jul/Aug/Sep	200	132	-55	77	58
Oct/Nov/Dec	160	126	-70	56	75
Jan/Feb/Mar	150	145	-36	109	106
Apr/May/June	130	186	-174	12	98
Totals	640	589	-335	254	337

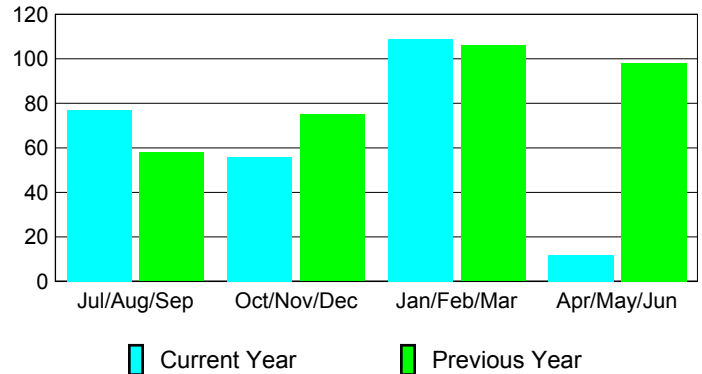
Membership Results 2009-2010

Goal, New, Dropped, Gain/Loss

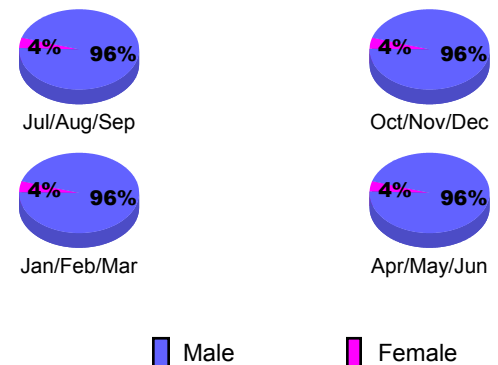


Comparison of Membership Gain/Loss

Current Year Compared to the Previous Year



Gender Comparison 2009-2010





2009-2010 GMT Quarterly Report for District (or Undistricted) **District 324E5**

GMT: **Adv K G RAMA KRISHNA MUR**

Location: **INDIA**

GMT CA: **6**

CLUBS

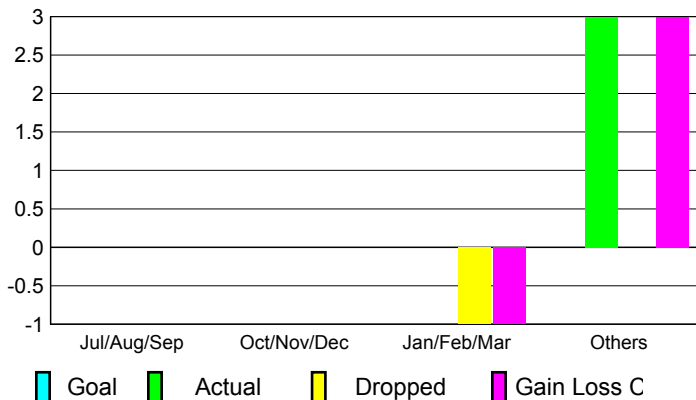
Club Results
2009-2010

Clubs
2008-2009

Month	New Club Goal	Actual New Clubs	Actual Dropped Clubs	Gain/Loss of Clubs	Gain/Loss of Clubs
Jul/Aug/Sep	0	0	0	0	0
Oct/Nov/Dec	0	0	0	0	3
Jan/Feb/Mar	0	0	-1	-1	0
Apr/May/Jun	0	3	0	3	4
Totals	0	3	-1	2	7

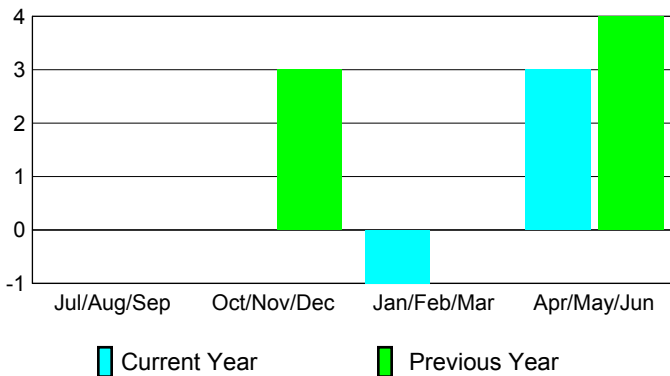
Club Results 2009-2010

Goal, New, Dropped, Gain/Loss



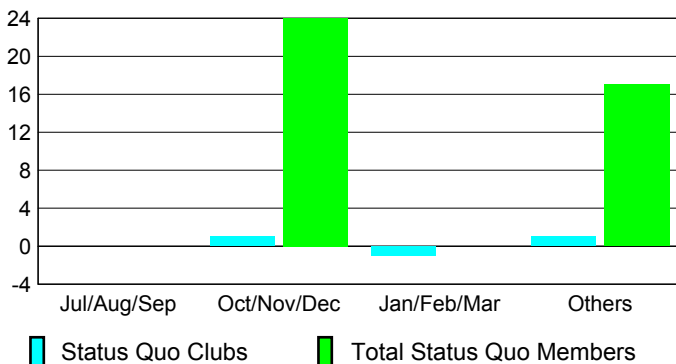
Comparison of Club Gain/Loss

Current Year Compared to the Previous Year



YTD Status Quo Clubs 2009-2010

Status Quo Clubs Compared to Status Quo Members



MEMBERSHIP

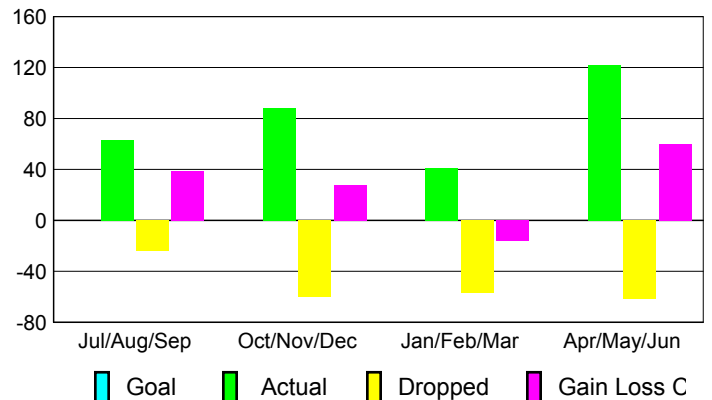
Membership Results
2009-2010

Membership
2008-2009

Month	Net Memb Goal	Actual New Memb	Actual Dropped Memb	Gain/Loss of Memb	Gain/Loss of Memb
Jul/Aug/Sep	0	63	-24	39	27
Oct/Nov/Dec	0	88	-60	28	91
Jan/Feb/Mar	0	41	-57	-16	9
Apr/May/Jun	0	122	-62	60	121
Totals	0	314	-203	111	248

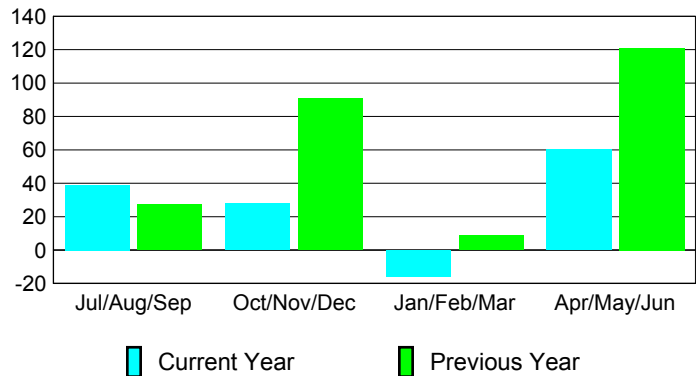
Membership Results 2009-2010

Goal, New, Dropped, Gain/Loss

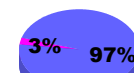


Comparison of Membership Gain/Loss

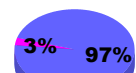
Current Year Compared to the Previous Year



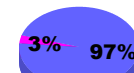
Gender Comparison 2009-2010



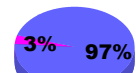
Jul/Aug/Sep



Oct/Nov/Dec



Jan/Feb/Mar



Apr/May/Jun

Male

Female